



ELECTIONS

OFFICE OF COOK COUNTY CLERK DAVID ORR

69 W. Washington, Suite 500, Chicago, Illinois 60602

TEL 312.603.0906 FAX 312.603.9786 WEB cookcountyclerk.com

FOR IMMEDIATE RELEASE:
November 5, 2018

Nick Shields: 312.603.6952
nick.shields@cookcountyil.gov

James Scalzitti: 312.603.0991
james.scalzitti@cookcountyil.gov

Clerk Orr gives Election Day tips, trends

Orr: "All forms of Pre-Election Day Voting shatter record"

The November 6 Gubernatorial Election has broken records in multiple categories for suburban Cook County – including the number of registered voters, the number of in-person early voters, mail ballots requested and mail ballots returned, according to Cook County Clerk David Orr.

"The ever-growing popularity of Pre-Election Day Voting, combined with some hot races throughout the ballot have shattered previous records for Gubernatorial Elections," Orr said.

	2010 Total	2014 Total	2018 Total (<i>unofficial</i>)	% Increase 2014-2018
Registered Voters	1,370,186	1,398,724	1,587,447	13.5%
Early Voting	83,871	128,011	238,425	86.3%
Grace Period Voting	1,582	6,903	4,983	-27.8%
Mail Voting Returned/Applications	25,004/33,000	51,237/62,000	71,838/111,847	40.2%
Total Pre-Election Ballots	110,457	186,151	315,246	20.0%
Total Ballots Cast	719,090	696,403	tbd	tbd
% Pre-Election Ballots	15.4%	26.7%	tbd	tbd
Overall Turnout	52.5%	49.8%	tbd	tbd

**As of 11/4/18 at 3 p.m. Grace Period and Early Voting continue on 11/5.*

***As of 11/4/18. Mail ballots postmarked by 11/6 can be received until 11/20.*

Early Voting, Grace Period Voting, and Mail Voting set new records in suburban Cook County for a Gubernatorial Election. Mail ballot applications increased by over 20,000 from 2014, and as of November 4, nearly 72,000 mail ballots had been returned by voters, also a new record. Early Voting turnout was up 86.3 percent over the 2014 Gubernatorial Election.

An Election Information Notice was mailed to all registered voters last month. Voters are not required to show their voter ID card before voting, but it does list useful information including the voter's precinct, polling location and voting districts. Voters can also check their registration status, precinct, polling place and sample ballot at the Clerk's website, cookcountyclerk.com/VoterInfo.

Here are some standout statistics about tomorrow's election:

- 1,587,447 registered voters in suburban Cook County (1,416,881 in the 2014 Gubernatorial Election)
- 214 candidates in 135 contests, 55.5 percent of which are uncontested
- More than 7,300 Election Judges, working in 989 polling places
- 238,425 ballots cast during in-person Early Voting through Sunday, comparable to 128,011 total early votes in 2014
- The vast majority – 72 percent -- of early voters have been older than 50; Voters older than 60 have made up 51 percent of early voters
- Women have made up about 55 percent of all suburban Cook County early voters
- The five busiest Early Voting locations through Sunday were: Evanston Civic Center (11,466); Orland Township (10,833); Arlington Heights Village Hall (10,657); Northbrook Village Hall (9,782); Schaumburg – Trickster Art Gallery (9,022)
- Recent Gubernatorial turnout in suburban Cook County:
 - 2006: 680,696
 - 2010: 719,090
 - 2014: 696,403

ELECTION DAY REGISTRATION

For Election Day Registration, participants must be U.S. citizens, 18 years old by November 4, and residents of their precinct for at least 30 days. Applicants must have two forms of ID, one of which must include their current address. No photo ID is required. Election day registration and voting is offered at every polling place however, voters must go to their home precinct to register and vote.

ELECTION RESULTS

Election results for suburban Cook County, not including Chicago, will be available in real time, after the polls close at: cookcountyclerk.com.

After polls close on Election Night, the Cook County Clerk's office tabulates and displays unofficial vote totals that include: all early votes; all mail ballots received by Election Day; and all ballots cast in the precincts on Election Day. Precinct and township-level results are not available on Election Night.

The Clerk's office will tabulate all mail ballots received within two weeks of Election Day if they are postmarked by November 6 as well as all provisional ballots that are verified. By statute, Illinois election authorities have up to three weeks to certify election results.

ELECTION DATA

[Election data](#) including voter registration statistics, turnout history, and [Post-Election Reports from previous elections](#) to 2008 are available at the Clerk's website. Maps which show where voters cast their ballots throughout Cook County, as well as additional election data from previous elections, can be found in the [Map Room](#) section of the Clerk's website.

OVERLAPPING DISTRICTS

Many district boundaries overlap with another election jurisdictions. In those situations, election night vote totals must be combined from different jurisdictions. A handy overlapping district chart is included in the press packet to help guide your coverage.

MEDIA CREDENTIALS AND GUIDELINES

Members of the media **do not need a paper credential** provided by the Clerk's office to visit, film or photograph suburban Cook County precincts. However, election judges will require news reporters, photographers and TV crews to show a government-issued or company identification card. Please remember interviews cannot be conducted inside the polling place.

PHONE NUMBERS

Media inquiries – Nick Shields	312.603.6952 312.802.4639
Media inquiries – James Scalzitti	312.603.0991 312.835.0817
Voter help line – English	312.603.0906
Voter help line – Spanish	312.603.6767
Voter help line – Hindi	312.603.6743
Voter help line – Chinese	312.603.6769
Voter help line – Polish	312.603.6770
Help line for voters with disabilities	312.603.0929
TDD (for voters with hearing disabilities)	312.603.0902
Legal hotline	312.603.0236
Facebook	facebook.com/cookcountyclerk
Twitter	@cookcountyclerk
Instagram	@cookcountyclerk

###



ELECTIONS

OFFICE OF COOK COUNTY CLERK DAVID ORR

69 W. Washington, Suite 500, Chicago, Illinois 60602

TEL 312.603.0906 FAX 312.603.9786 WEB cookcountyclerk.com

Suburban Cook County

November 6, 2018 Gubernatorial Election Quick Facts

- Registered Voters: 1,587,447
- Precincts: 1,599
- Polling Places: 989
- Election Judges: 7,300
- Races:
 - 60 contested
 - 75 uncontested
 - Total: 135
- Candidates on Ballot:
 - 214 candidates
 - Judicial Retention: 61
 - Total: 214 without judicial retention candidates
 - Total: 275 with judicial retention candidates
- Referenda: 69
- Write-in Candidates: 16
- Ballot Styles: 498
- Townships voting in suburban Cook County: 30

SUBURBAN COOK COUNTY GUBERNATORIAL ELECTION TURNOUT

Election	November 2006	November 2010	November 2014	November 2018
Registered Voters	1,349,371	1,370,186	1,398,724	1,587,447
Turnout	680,696 49.7%	719,090 52.5%	696,403 49.8%	N/A

Suburban Cook County Voter Registration in Gubernatorial Elections by Township

Township	# of Registered Voters			% Change 2014-2018
	November 2010	November 2014	November 2018	
Barrington	9,815	10,469	11,969	14.33%
Berwyn	24,405	24,662	30,277	22.77%
Bloom	51,573	51,773	57,667	11.38%
Bremen	64,455	65,121	71,532	9.84%
Calumet	10,480	10,738	12,244	14.02%
Cicero	26,472	28,236	32,260	14.25%
Elk Grove	43,538	44,871	51,465	14.70%
Evanston	43,219	42,573	51,821	21.72%
Hanover	41,960	44,819	53,394	19.13%
Lemont	13,147	13,941	15,737	12.88%
Leyden	42,453	43,786	50,086	14.39%
Lyons	59,558	61,556	70,861	15.12%
Maine	73,448	75,165	85,333	13.53%
New Trier	38,345	39,050	42,999	10.11%
Niles	61,398	62,934	72,050	14.49%
Northfield	55,594	56,880	64,078	12.65%
Norwood Park	14,851	15,087	16,951	12.36%
Oak Park	33,389	34,004	39,190	15.25%
Orland	64,504	65,370	71,309	9.09%
Palatine	59,345	61,005	70,506	15.57%
Palos	32,171	32,718	35,951	9.88%
Proviso	83,903	85,127	96,611	13.49%
Rich	48,107	49,423	56,289	13.89%
River Forest	7,206	7,436	8,187	10.10%
Riverside	10,133	10,253	11,612	13.25%
Schaumburg	67,055	69,665	79,084	13.52%
Stickney	18,701	19,394	21,836	12.59%
Thornton	101,156	100,131	112,338	12.19%
Wheeling	83,962	86,190	96,604	12.08%
Worth	85,843	86,347	97,206	12.58%
Suburban Total	1,370,186	1,398,724	1,587,447	13.49%

Suburban Cook County Registration and Voter Turnout 1990 - 2018

General Elections

Year	Registered Voters	Ballots Cast	Percent Turnout
1990	1,245,107	657,674	52.8%
1992*	1,399,886	1,062,229	75.9%
1994	1,272,630	632,598	49.7%
1996*	1,328,808	872,447	65.7%
1998	1,262,137	680,917	53.9%
2000*	1,308,940	954,769	72.9%
2002	1,365,947	697,872	51.1%
2004*	1,378,159	1,024,867	74.3%
2006	1,349,371	680,696	49.7%
2008*	1,436,210	1,056,242	73.5%
2010	1,370,186	719,090	52.5%
2012*	1,416,811	1,001,693	70.7%
2014	1,398,724	696,403	49.8%
2016*	1,512,190	1,089,840	72.1%
2018	1,587,447	N/A	N/A

**Presidential years*

Primary Elections

Year	Registered Voters	Ballots Cast	Percent Turnout
1990	1,248,996	377,715	30.2%
1992*	1,185,460	476,517	40.2%
1994	1,270,171	355,620	28.0%
1996*	1,216,588	309,772	25.5%
1998	1,348,524	322,970	23.9%
2000*	1,219,409	282,041	23.1%
2002	1,313,943	438,844	33.4%
2004*	1,295,632	406,115	31.3%
2006	1,383,846	345,970	25.0%
2008*	1,350,580	585,449	43.3%
2010	1,439,415	367,688	25.5%
2012*	1,394,649	329,537	23.6%
2014	1,451,593	232,088	16.0%
2016*	1,443,261	701,525	48.6%
2018	1,549,688	450,143	29.0%

**Presidential years*

Turnout - Primary v. General

Year	Primary	General	Difference
1990	30.2%	52.8%	22.6%
1992*	40.2%	75.9%	35.7%
1994	28.0%	49.7%	21.7%
1996*	25.5%	65.7%	40.2%
1998	23.9%	53.9%	30.0%
2000*	23.1%	72.9%	49.8%
2002	33.4%	51.1%	17.7%
2004*	31.3%	74.3%	43.0%
2006	25.0%	49.7%	24.7%
2008*	43.3%	73.5%	30.2%
2010	25.5%	52.5%	27.0%
2012*	23.6%	70.7%	47.1%
2014	16.0%	49.8%	33.8%
2016*	48.6%	72.1%	23.5%
2018	29.0%	N/A	N/A

**Presidential years*



ELECTIONS

OFFICE OF COOK COUNTY CLERK DAVID ORR

69 W. Washington, Suite 500, Chicago, Illinois 60602

TEL 312.603.0906 FAX 312.603.9786 WEB cookcountyclerk.com

Election Day Contact Information

These phone numbers apply to **suburban** Cook County precincts **ONLY!**

Media Inquiries

Nick Shields 312.603.6952
312.802.4639

James Scalzitti 312.603.0991
312.835.0817

Legal

To report voter fraud or irregularities 312.603.0236

Automated Directory

Election Information

- * Polling place location
- * Other voter services

312.603.0906
cookcountyclerk.com/Elections

Voter Verification

Status Check 312.603.0239
cookcountyclerk.com/VoterInfo

Election Information

Spanish 312.603.6767
Polish 312.603.6770
Chinese 312.603.6769
Hindi 312.603.6743

Disabled Voters

Hospitalized Voters, Curbside Voting 312.603.0929

TDD

Hearing Impaired 312.603.0902

Election Results

cookcountyclerk.com/Results

Facebook

facebook.com/cookcountyclerk

Twitter

[@cookcountyclerk](https://twitter.com/cookcountyclerk)



ELECTIONS

OFFICE OF COOK COUNTY CLERK DAVID ORR

69 W. Washington, Suite 500, Chicago, Illinois 60602

TEL 312.603.0906 FAX 312.603.9786 WEB cookcountyclerk.com

Media Guidelines for November 6, 2018 Gubernatorial Election

Attention: Reporters, Photographers and TV News Crews

If any member of the media plans to visit a suburban Cook County polling place on Election Day, please follow these guidelines:

- Upon entering the polling place, introduce yourself to the election judges before conducting any interviews or taking any photographs.
- Provide proof of your media status – preferably a press pass with photo. Business cards will also be accepted. (The Clerk's office does not issue media credentials.)
- All interviews must be conducted outside the polling place, so as not to disturb voting.
- Photos and videos can be taken inside the precinct. However, you may not take shots of a voter making their choices on a paper or touchscreen ballot.
- Please ask first, and respect voters and poll workers who say they do not want to be interviewed or photographed.

The Clerk's office explains these rules to Election Judges during training.

If you encounter resistance, contact Nick Shields, 312.603.6952, nick.shields@cookcountyil.gov, or James Scalzitti, 312.603.0991, james.scalzitti@cookcountyil.gov.



ELECTIONS

OFFICE OF COOK COUNTY CLERK DAVID ORR

69 W. Washington, Suite 500, Chicago, Illinois 60602

TEL 312.603.0906 FAX 312.603.9786 WEB cookcountyclerk.com

Vital Records offices will be closed on Election Day

Downtown and Suburban locations to re-open on Wednesday

The Cook County Clerk's five suburban Bureau of Vital Records offices will be closed on Tuesday, November 6 due to the Gubernatorial Election.

The Clerk's downtown Chicago Vital Records office will also be closed on Election Day.

Customers will NOT be able to apply for birth, marriage, domestic partnership and death records at the following locations:

- Downtown Vital Records: 50 W. Washington St., Concourse Level
- Skokie Courthouse: 5600 W. Old Orchard Rd.
- Rolling Meadows Courthouse: 2121 Euclid Ave.
- Maywood Courthouse: Whitcomb Building - 1311 Maybrook Sq., Room 104
- Markham Courthouse: 16501 S. Kedzie Ave.
- Bridgeview Courthouse: 10220 S. 76th Ave.

All Vital Records offices will reopen on Wednesday, November 7.

We apologize for any inconvenience.

###



ELECTIONS

OFFICE OF COOK COUNTY CLERK DAVID ORR

69 W. Washington, Suite 500, Chicago, Illinois 60602

TEL 312.603.0906 FAX 312.603.9786 WEB cookcountyclerk.com

Write-in candidates: November 6, 2018 Gubernatorial Election

To be eligible as a write-in candidate in Illinois, a person must file paperwork with the county clerk or election authority in each jurisdiction where his or her name will appear on the ballot.

Governor and Lieutenant Governor

(Bob) Robert G. Canfield

Nancy Foster

JÖ 753

Gregg Moore

Kevin D. Ryan

Michael W. Scruggs

David A. Tholin

State Senator, 17th District

Mary A. Vann-Metcalf

President of the County Board

Jonathon H. Luers

County Clerk

Eric J. Laster-Stewart

Comptroller

Mary Arline Vann-Metcalf

County Treasurer

Mary Arline Vann-Metcalf

U.S. Representative, 3rd District

Justin Hanson

Richard Mayers

Kenneth Yerkes

U.S. Representative, 5th District

Frank Rowder



ELECTIONS

OFFICE OF COOK COUNTY CLERK DAVID ORR

69 W. Washington, Suite 500, Chicago, Illinois 60602

TEL 312.603.0906 FAX 312.603.9786 WEB cookcountyclerk.com

Referenda: November 6, 2018 Gubernatorial Election

Title	Question
Berwyn Township, Improved Healthcare	Shall our elected officials take steps to institute a national improved medicare for all health care system, which would be publicly financed but privately delivered; one that covers everyone in the U.S., with comprehensive, high quality care, including free choice of providers and no health care bills?
Elk Grove Township, Reinstate the Beverage Tax	Should the Cook County Board of Commissioners reinstate the Cook County Sweetened Beverage Tax Ordinance (also known as the Soda Tax) to fill the 82 million dollar deficit in the County's 2019 operating budget?
Hanover Township, Amend State Constitution	Should the Illinois General Assembly amend the state constitution to ban the implementation of a statewide one percent (1%) property tax increase?
Hanover Township, Levy Tax	Shall Hanover Township, Cook County, Illinois be authorized to levy a new tax for the sole purpose of providing service programs for youths, as provided for under Article 215 of the Illinois Township Code, and have an additional tax of 0.05% of the equalized assessed value of the taxable property therein extended for such purposes?" (1) The approximate amount of taxes extendable at the most recently extended limiting rate is \$8,581,590.02, and the approximate amount of taxes extendable if the proposition is approved is \$9,588,818.90. (2) For the 2018 levy year the approximate amount of the additional tax extendable against property containing a single-family residence and having a fair market value at the time of the referendum of \$100,000 is estimated to be \$14.81.

Hanover Township, Reinstate the Beverage Tax	Should Cook County reinstate the Sweetened Beverage Tax (the "Soda Tax") to fill the eighty-two million-dollar (\$82,000,000.00) deficit in the 2019 operating budget?
Lemont Township, Homeowners Exemptions	Should the State of Illinois increase the residential and senior homeowner exemptions to help reduce property taxes for the residents of Lemont Township?
Lemont Township, Reinstate the Beverage Tax	Should Cook County reinstate the Sweetened Beverage Tax ("Soda Tax") to fill the 82-million-dollar deficit in the 2019 operating budget?
Lyons Township, Climate Control	Shall our elected officials support measures that will acknowledge the serious threat posed by climate change and reduce greenhouse gas emissions in a clear, transparent, and effective way?
Maine Township, Beverage Tax	Should Cook County reject reinstating the sweetened beverage tax (soda tax)?
Oak Park Township, Firearm Storage	Shall all firearms be required by law to be stored in a safe and secure manner that prevents access by unauthorized persons, when such firearms are not under the direct personal control of the owner?
Palatine Township, Homeowners Exemptions	Should the State of Illinois increase the residential and senior homeowner exemptions to help reduce property taxes for the residents of Palatine Township?
Palatine Township, Reinstate the Beverage Tax	Should Cook County reinstate the Sweetened Beverage Tax ("Soda Tax") to fill the 82-million-dollar deficit in the 2019 operating budget?
Palos Township, Reinstate the Beverage Tax	Shall the County of Cook reinstate the Sweetened Beverage Tax?
Palos Township, Tax Exemptions	Shall the Illinois General Assembly pass legislation expanding the Homeowners, Senior Citizen and Veterans Property Tax Exemptions to provide greater property tax relief?
Proviso Township, Homeowners Exemptions	Should the State of Illinois increase the residential and senior homeowner's exemptions to help reduce property taxes for the residents of Proviso Township?

Schaumburg Township, Reinstate the Beverage Tax	Should the Cook County Board of Commissioners reinstate the Cook County Sweetened Beverage Tax Ordinance (also known as the Soda Tax) to fill an 82 million dollar county budget deficit?
Countywide, Firearms	Should the State of Illinois strengthen penalties for the illegal trafficking of firearms and require all gun dealers to be certified by the State?
Countywide, Minimum Wage	Shall the minimum wage in your municipality match the \$13 per hour Cook County minimum wage law for adults over the age of 18 by July 1, 2020, and be indexed to the consumer price index after that?
Countywide, Earned Sick Time	Shall your municipality match the Cook County earned sick time law which allows for workers to earn up to 40 hours (5 days) of sick time a year to take care of their own health or a family member's health?
Village of Barrington, Renewable Energy	Should the Village of Barrington consider the use of renewable energy sources in any future projects if that does not increase the cost of the project by more than ten percent (10%)?
Village of Barrington, Commuter Parking	Should the Village of Barrington provide a preference to Village residents at specific locations in the Village's commuter parking lots which are used by residents of other communities?
Village of Barrington, Sales Tax	Shall the Corporate Authorities of the Village of Barrington be authorized to impose a Municipal Retailer's Occupation Tax and a Municipal Service Occupation Tax (which together are commonly referred to as "municipal sales tax") within the Village in accordance with 65 ILCS 5/8-11-1.1, 5/8-11-1.2, 5/8-11-1.3, and 5/8-11-1.4, at a rate of 1% for expenditures on public infrastructure and/or for property tax relief?" 65 ILCS 5/8-11-1.2 defines "public infrastructure" as: municipal roads and streets, access roads, bridges, and sidewalks; waste disposal systems; and water and sewer line extensions, water distribution and purification facilities, storm water drainage and retention facilities, and sewage treatment facilities.
Village of Bedford Park, Consolidation	Shall the Village of Bedford Park, Cook County, Illinois, consider the merger and consolidation of the Bedford

Park District, Cook County, Illinois through the adoption of an Intergovernmental Agreement?

Village of Broadview, Fines for Littering

In an effort to keep the Village of Broadview clean, should the Village increase the current fines for littering in the Village of Broadview from the current minimum fine of \$50.00 and maximum fine of \$750.00 to a minimum fine of \$150.00 and a maximum fine of \$750.00?

Village of Broadview, Age for Tobacco Purchase

Should the minimum age to purchase tobacco products in the State of Illinois be increased from eighteen (18) years of age to twenty-one (21) years of age?

Towns of Cicero, Fines for Littering

In an effort to Keep Cicero Clean, should the Town of Cicero increase the current fines for littering in the Town of Cicero from the current minimum fine of \$50.00 and maximum fine of \$250.00 to a minimum fine of \$200.00 and a maximum fine of \$750.00?

Town of Cicero, Marijuana Tax

In the event that the recreational use and sale of marijuana is legalized in the State of Illinois, should the Town of Cicero appropriate tax or other revenues it received from the sales of marijuana to increase funding for Cicero public schools?

Town of Cicero, Property Tax Exemptions

Should the Town of Cicero request that the Illinois State Legislature, known as the General Assembly, create a homeowner's property tax exemption for longtime homeowners who have resided in their home for ten years or more, with no household income maximum?

City of Chicago Heights, Solar Energy Facility

Should the City of Chicago Heights, Cook County, IL consider the development of a city owned solar powered energy generation facility to sell electrical power to regional energy users?

City of Chicago Heights, Marijuana Tax

In the event that the recreational use and sale of marijuana is legalized in the State of Illinois, should the City of Chicago Heights appropriate tax or other revenues it received from the sales of marijuana to increase funding for Chicago Heights public schools?

City of Chicago Heights, Household Recycling

Should the City of Chicago Heights, Cook County, Illinois consider the establishment of an optional household recycling program wherein recycling totes would be provided to participating city households at a cost to the

participating household to be negotiated by the City as part of its Garbage Collection Agreement?

Village of Dolton, Nonpartisan Elections

Shall candidates for president, clerk, and trustee of the Village of Dolton be elected at nonpartisan general elections, with no primary elections, beginning with the consolidated general election to be held on April 2, 2019?

Village of Dolton, Term Limits

Shall the terms of office of Village Trustee for the Village of Dolton be limited such that no person may serve more than 2 consecutive 4 year terms?

Village of Dolton, Number of Trustees

Shall the Board of Trustees of the Village of Dolton be comprised of 4 members rather than 6, with all 4 trustees to be elected beginning with the consolidated general election held on April 2, 2019?

City of Evanston, Preserve Harley Clarke Buildings

Shall the City of Evanston protect from demolition and preserve the landmark Harley Clarke buildings and gardens next to Lighthouse Beach, for use and access as public property, consistent with the Evanston Lakefront Master Plan, at minimal or no cost to Evanston taxpayers?

City of Evanston, Real Estate Transfer Tax

Shall the City of Evanston impose a real estate transfer tax increase of forty percent (40%) to establish a new transfer tax rate of seven dollars (\$7.00) for every one thousand dollars (\$1,000.00) of value, or fraction thereof, for sales from \$1,500,000.01 up to \$5,000,000.00 AND a real estate transfer tax increase of eighty percent (80%) to establish a new transfer tax rate of nine dollars (\$9.00) for every one thousand dollars (\$1,000.00) of value, or fraction thereof, for sales from \$5,000,000.01 or more to be paid by the seller of the real estate transferred?" The current rate of the real estate transfer tax is five dollars (\$5.00) for every one thousand dollars (\$1,000.00) of value, or fraction thereof, and the revenue is used for the City's general fund. The revenue from the increase is to be used for the funding of the City's General Operating Fund, with the increase being used for improvements related to public safety, public health, parks and recreation services, street improvements, and other necessary City services.

Village of Flossmoor, Parking

Should the Village of Flossmoor consider permitting a Class B truck or van (8,000 pounds or less) or a vehicle with specialty plates of a similar size as a Class B vehicle

to park on a residential driveway so long as the vehicle is not used for commercial purposes?

Village of Forest Park, Video Gaming	Shall video gaming be prohibited in the Village of Forest Park, Illinois?
Village of Hazel Crest, Tax Incentive Program	Should Cook County work to create and maintain a tax incentive program that results in lower property tax bills and reduces the tax burden on local property owners and taxpayers?
Village of Lemont, Home Rule	Shall the Village of Lemont become a home rule unit of government pursuant to Article VII, Section 6 of the Constitution of the State of Illinois?
Village of Melrose Park, Firearm Storage	Shall all firearms be required by law to be stored in a safe and secure manner that prevents access by unauthorized persons, when such firearms are not under the control of the owner?
Village of Melrose Park, Fines for Littering	In an effort to keep the Village of Melrose Park clean, should the Village of Melrose Park increase the current fines for littering on public or private property in the Village of Melrose Park from the current minimum fine of \$300.00 and maximum fine of \$500.00 to a minimum fine of \$400.00 and a maximum fine of \$750.00?
Village of Melrose Park, Vaping Products	Given the increased use of vaping products by persons under the age of eighteen (18) years old, should the Village of Melrose Park prohibit the sale of compact vaping devices within the Village of Melrose Park limits?
Village of Midlothian, Tax Incentive Program	Should Cook County work to create and maintain a tax incentive program that results in lower property tax bills and reduces the tax burden on local property owners and taxpayers?
Village of Niles, Modernize Cultural Center	Shall the Village of Niles modernize the Niles Historical Society and Cultural Center located at 8970 N. Milwaukee?
Village of Niles, Referendum Procedures	Shall the procedure for placing Referenda on the Village of Niles ballot, follow Illinois Election Law, except that if the Niles Mayor and Board of Trustees initiates or submits more than one referendum for any Ballot, additional referendums initiated or submitted by the Niles Mayor

	and Board of Trustees for that same Ballot must not be initiated or submitted more than 180 days prior to the election these Referenda are to be on the Ballot, effective March 1, 2019?
Village of Niles, School District Ratings	Shall the Village of Niles Community Development Department continue to work with local school districts to enhance their ratings?
City of Northlake, Abolish Treasurer	Shall the office of City Treasurer, which has been vacant since January 18, 2018 be abolished and the duties of the City Treasurer assumed by the Finance Director?
Village of Oak Park, Merge Tax Bodies	Shall the merger and consolidation of Oak Park taxing bodies be considered, including, but not limited to, the Village of Oak Park, Oak Park Township, the Oak Park Public Library and the Park District of Oak Park, to determine if there would be efficiencies, the elimination of redundancies and/or a property tax reduction for the residents of Oak Park?
City of Palos Heights, Video Gaming	Shall Video Gaming be permitted within the corporate limits of the City of Palos Heights?
City of Prospect Heights, Home Rule	Shall the City of Prospect Heights, Illinois become a home rule unit?
Village of Richton Park, Tax Incentive Program	Should Cook County work to create and maintain a tax incentive program that results in lower property tax bills and reduces the tax burden on local property owners and taxpayers?
Village of Thornton, Tax Incentive Program	Should Cook County work to create and maintain a tax incentive program that results in lower property tax bills and reduces the tax burden on local property owners and taxpayers?
High School District 86, Issue Bonds	Shall the Board of Education of Hinsdale Township High School District Number 86, DuPage and Cook Counties, Illinois, improve the sites of, renovate, alter, repair and equip and replace portions of the Hinsdale Central High School Campus and Hinsdale South High School Campus, including, but not limited to, installing safety and security systems and equipment; making facilities accessible to persons with disabilities; repairing 60-year-old infrastructure; renovating all learning spaces,

including classrooms, libraries, and science labs; adding classrooms and facilities for music students and pre-engineering students; expanding and improving the spaces where students receive academic, social, and health support services; and replacing the swimming pool at each high school, and issue bonds of said School District to the amount of \$166,426,514 for the purpose of paying the costs thereof?

School District 21, Issue Bonds

Shall the Board of Education of Wheeling Community Consolidated School District Number 21, Cook County, Illinois, alter, repair, renovate and equip school buildings and improve the sites thereof, including to provide for secure entrances and other security systems, air conditioning, renovation of instructional spaces to enhance learning and accommodate full day kindergarten, energy efficiency, infrastructure and other capital improvements, and issue bonds of said School District to the amount of \$69,000,000 for the purpose of paying the costs thereof?

Unit School District 205, Issue Bonds

Shall the Board of Education of Elmhurst Community Unit School District Number 205, DuPage and Cook Counties, Illinois, build and equip two school buildings to replace the Field and Lincoln Elementary School Buildings; build and equip additions to and alter, repair and equip existing buildings, including but not limited to improving security, providing STEM (science, technology, engineering and math) facilities, improving energy-efficiency and technology infrastructure and adding classrooms for full-day kindergarten; improve sites; acquire, improve and equip a building for educational purposes and acquire the site thereof and issue bonds of said School District to the amount of \$168,500,000 for the purpose of paying the costs thereof?

College District 512, Issue Bonds

Shall the Board of Trustees of William Rainey Harper Community College District No. 512, Counties of Cook, Kane, Lake and McHenry and State of Illinois, acquire real property, build and equip new buildings, build and equip additions to and alter, equip, repair and renovate existing buildings of the District and issue the bonds of said Community College to an amount not to exceed \$180,000,000 for said purposes?

High School District 207, Issue Bonds	Shall the Board of Education of Maine Township High School District Number 207, Cook County, Illinois, improve the sites of, build and equip additions to and alter, repair and equip existing buildings, including, without limitation, constructing security improvements, increasing accessibility to comply with the Americans with Disabilities Act, replacing electrical, plumbing and mechanical systems, renovating classrooms and labs, improving the Library Media Center and renovating special education spaces, and issue bonds of said School District to the amount of \$195,000,000 for the purpose of paying the costs thereof?
School District 155, Issue Bonds	Shall the Board of Education of Calumet City School District Number 155, Cook County, Illinois, be authorized to issue bonds in the amount of \$23,000,000 for the purpose of paying claims against said School District as provided for by Article 19 (Sections 19-8 to 19-14, inclusive) of the School Code?
Bedford Park Park District, Consolidation	Shall the District of Bedford Park, Cook County, Illinois, consider the merger and consolidation of the Village of Bedford Park, Cook County, Illinois through the adoption of an Intergovernmental Agreement?
Hanover Park Park District, Increase Limiting Rate	Shall the limiting rate under the Property Tax Extension Limitation Law for the Hanover Park Park District, DuPage and Cook Counties, Illinois, be increased by an additional amount equal to 0.25% above the limiting rate for levy year 2017 in DuPage County, Illinois and by an additional amount of 0.2505% above the limiting rate for levy year 2017 in Cook County, Illinois, for any purpose of said District and be equal to 0.6115% of the equalized assessed value of the taxable property therein for levy year 2018?" 1) The approximate amount of taxes extendable at the most recently extended limiting rate is \$1,965,660, and the approximate amount of taxes extendable if the proposition is approved is \$3,326,941. 2) For the 2018 levy year the approximate amount of the additional tax extendable against property containing a single family residence and having a fair market value at the time of the referendum of \$100,000 is estimated to be \$83.33 in DuPage County, Illinois and \$74.22 in Cook County, Illinois. 3) If the proposition is approved, the aggregate extension for 2018 will be determined by the limiting rate set forth in the proposition, rather than the

otherwise applicable limiting rate calculated under the provisions of the Property Tax Extension Limitation Law (commonly known as the Property Tax Cap Law).

Oak Brook Park District, Issue Bonds

Shall the Oak Brook Park District, DuPage and Cook Counties, Illinois, purchase and improve the approximately 34 acres commonly known as the "McDonald's Soccer Fields," located north of said Park District's Central Park and between Kingery Highway (Route 83), Kensington Road and Jorie Boulevard, and issue its bonds to the amount of \$17,900,000 for the purpose of paying the costs thereof?

South Barrington Park District, Sell Property

Shall the South Barrington Park District, Cook County, Illinois, sell the following described real estate: that approximately 34-acre parcel of real property consisting of all of the land, commonly known as "Area N," located at the southeast corner of Bartlett Road and Route 59 in South Barrington, Illinois?

Tinley Park Park District, Increase Limiting Rate

Shall the limiting rate under the Property Tax Extension Limitation Law for the Tinley Park Park District, Cook and Will Counties, Illinois, be increased by an additional amount equal to 0.0713% above the limiting rate for levy year 2017 for park purposes and be equal to 0.3479% of the equalized assessed value of the taxable property therein for levy year 2018?" 1) The approximate amount of taxes extendable at the most recently extended limiting rate is \$3,802,248.48, and the approximate amount of taxes extendable if the proposition is approved is \$4,782,248.48. 2) For the 2018 levy year the approximate amount of the additional tax extendable against property containing a single family residence and having a fair market value at the time of the referendum of \$100,000 is estimated to be \$21.12 in Cook County, Illinois, and \$23.76 in Will County, Illinois. 3) If the proposition is approved, the aggregate extension for 2018 will be determined by the limiting rate set forth in the proposition, rather than the otherwise applicable limiting rate calculated under the provisions of the Property Tax Extension Limitation Law (commonly known as the Property Tax Cap Law).

William Leonard Library Dist, Increase Rate

Shall the limiting rate under the Property Tax Extension Limitation Law for the William Leonard Public Library District, Cook County, Illinois, be increased by an

additional amount equal to 0.138% above the limiting rate for any purpose of said Library District for levy year 2017 and be equal to 0.829% of the equalized assessed value of the taxable property therein for levy year 2018?" 1) The approximate amount of taxes extendable at the most recently extended limiting rate is \$298,500, and the approximate amount of taxes extendable if the proposition is approved is \$357,825. 2) For the 2018 levy year the approximate amount of the additional tax extendable against property containing a single family residence and having a fair market value at the time of the referendum of \$100,000 is estimated to be \$41. 3) If the proposition is approved, the aggregate extension for 2018 will be determined by the limiting rate set forth in the proposition, rather than the otherwise applicable limiting rate calculated under the provisions of the Property Tax Extension Limitation Law (commonly known as the Property Tax Cap Law).

Elk Grove Rural Fire Prot. District, Commissioners	Shall the number of trustees of the Elk Grove Rural Fire Protection District be decreased from 7 to 5 members?
North Palos Fire Prot Dist, Tax Extension	Shall the extension limitation under the Property Tax Extension Limitation Law for the North Palos Fire Protection District, Cook County, Illinois be increased from the lesser of 5% or the percentage increase in the Consumer Price Index over the prior levy year to 20% for levy year 2018?" For the 2018 levy year, the approximate amount of the additional tax extendable against property containing a single-family residence and having a fair market value at the time of the referendum of \$100,000 is estimated to be \$52.20.
Riverside Lawn Fire Prot Dist, Dissolve District	Shall the Riverside Lawn Fire Protection District be dissolved and discontinued?
Crawford Countryside Sanitary Dist, Dissolve Dist	Shall the Crawford Countryside Sanitary District be dissolved?



NOVEMBER 06, 2018 GENERAL ELECTION
SUBURBAN COOK COUNTY - DAILY EARLY VOTING TOTALS BY SITE
(Through November 04, 2018)

EARLY VOTING LOCATION	9/27	9/28	10/1	10/2	10/3	10/4	10/5	10/8	10/9	10/10	10/11	10/12	10/13	10/14	10/15	10/16	10/17	10/18	10/19	10/20	10/21	10/22	10/23	10/24	10/25	10/26	10/27	10/28	10/29	10/30	10/31	11/1	11/2	11/3	11/4	11/5	TOTAL
69 W WASHINGTON, 5TH FLOOR	5	5	2	1	2	3	1	4	5	5	1	0	0	0	2	2	0	2	3	1	0	6	6	4	3	4	2	2	9	9	6	9	19	10	10	0	143
69 W WASHINGTON, PEDWAY	45	30	33	38	42	45	46	11	73	73	61	76	49	36	75	96	87	103	91	49	17	163	208	176	188	169	15	4	219	253	272	325	409	35	30	0	3,642
ALSIP VILLAGE HALL	0	0	0	0	0	0	0	0	0	0	0	0	0	0	0	0	0	0	0	0	0	219	206	156	149	128	127	35	158	200	197	186	238	208	168	0	2,375
ARLINGTON HEIGHTS VILLAGE HALL	0	0	0	0	0	0	0	0	0	0	0	0	0	0	0	0	0	0	0	0	0	701	720	699	616	700	729	413	784	746	765	855	1,199	945	785	0	10,657
BARRINGTON HILLS VILLAGE HALL	0	0	0	0	0	0	0	0	0	0	0	0	0	0	0	0	0	0	0	0	0	186	166	129	114	128	120	51	113	147	134	155	213	201	132	0	1,989
BELLWOOD VILLAGE HALL	0	0	0	0	0	0	0	0	0	0	0	0	0	0	0	0	0	0	0	0	0	363	386	341	320	366	321	99	448	477	394	511	575	536	370	0	5,507
BERWYN CITY HALL	0	0	0	0	0	0	0	0	0	0	0	0	0	0	0	0	0	0	0	0	0	193	175	156	154	176	182	65	230	227	228	245	397	317	309	0	3,054
BRIDGEVIEW COURTHOUSE, ROOM 238	0	0	0	0	0	0	0	0	0	29	38	24	0	0	35	30	30	19	23	0	0	67	73	59	45	66	75	30	96	77	95	85	157	129	99	0	1,381
BROOKFIELD VILLAGE HALL	0	0	0	0	0	0	0	0	0	0	0	0	0	0	0	0	0	0	0	0	0	296	309	298	237	296	295	168	364	380	339	435	693	611	537	0	5,258
BURBANK (PRAIRIE TRAILS LIBRARY DISTRICT)	0	0	0	0	0	0	0	0	0	0	0	0	0	0	0	0	0	0	0	0	0	148	129	119	75	78	81	29	130	124	95	133	173	165	105	0	1,584
CALUMET CITY LIBRARY	0	0	0	0	0	0	0	0	0	0	0	0	0	0	0	0	0	0	0	0	0	413	364	299	288	287	272	110	404	448	427	446	552	468	340	0	5,118
CALUMET TOWNSHIP COMMUNITY CENTER	0	0	0	0	0	0	0	0	0	0	0	0	0	0	0	0	0	0	0	0	0	232	214	185	172	166	92	25	256	247	214	267	328	262	154	0	2,814
CICERO COMMUNITY CENTER	0	0	0	0	0	0	0	0	0	0	0	0	0	0	0	0	0	0	0	0	0	87	109	144	78	65	55	25	119	155	128	130	122	168	126	0	1,511
CICERO PSO BUILDING	0	0	0	0	0	0	0	0	0	0	0	0	0	0	0	0	0	0	0	0	0	80	77	67	45	62	36	31	79	101	71	95	104	97	84	0	1,029
CRESTWOOD (ANDREW BIELA SENIOR CITIZEN CENTER)	0	0	0	0	0	0	0	0	0	0	0	0	0	0	0	0	0	0	0	0	0	165	140	128	99	121	72	38	149	146	153	149	235	179	101	0	1,875
DES PLAINES PUBLIC LIBRARY	0	0	0	0	0	0	0	0	0	0	0	0	0	0	0	0	0	0	0	0	0	443	436	329	317	348	392	215	391	418	387	471	595	641	488	0	5,871
ELK GROVE VILLAGE HALL	0	0	0	0	0	0	0	0	0	0	0	0	0	0	0	0	0	0	0	0	0	290	329	289	232	228	215	106	284	280	278	328	394	306	261	0	3,820
ELMWOOD PARK VILLAGE HALL	0	0	0	0	0	0	0	0	0	0	0	0	0	0	0	0	0	0	0	0	0	184	185	168	150	125	191	47	170	189	168	207	275	239	181	0	2,479
EVANSTON CIVIC CENTER	0	0	0	0	0	0	0	0	0	0	0	0	0	0	0	0	0	0	0	0	0	609	635	653	581	692	690	425	869	917	864	893	1,325	1,259	1,054	0	11,466
FRANKLIN PARK VILLAGE HALL	0	0	0	0	0	0	0	0	0	0	0	0	0	0	0	0	0	0	0	0	0	79	92	94	73	84	78	30	92	96	91	117	126	126	102	0	1,280
GLENVIEW VILLAGE HALL	0	0	0	0	0	0	0	0	0	0	0	0	0	0	0	0	0	0	0	0	0	558	542	515	470	523	898	280	598	626	554	617	809	704	596	0	8,290
HODGKINS VILLAGE HALL	0	0	0	0	0	0	0	0	0	0	0	0	0	0	0	0	0	0	0	0	0	444	408	370	342	368	374	177	372	411	394	439	589	550	349	0	5,587
HOFFMAN ESTATES VILLAGE HALL	0	0	0	0	0	0	0	0	0	0	0	0	0	0	0	0	0	0	0	0	0	343	305	224	238	293	295	94	322	315	282	369	454	492	321	0	4,347
LANSING PUBLIC LIBRARY	0	0	0	0	0	0	0	0	0	0	0	0	0	0	0	0	0	0	0	0	0	265	230	217	159	187	154	51	213	234	232	289	376	296	223	0	3,126
LEMONT TOWNSHIP HALL	0	0	0	0	0	0	0	0	0	0	0	0	0	0	0	0	0	0	0	0	0	278	265	276	177	236	142	80	259	274	256	301	375	250	191	0	3,360
LYNWOOD SENIOR YOUTH CENTER	0	0	0	0	0	0	0	0	0	0	0	0	0	0	0	0	0	0	0	0	0	146	166	126	124	139	104	15	170	161	133	173	254	163	131	0	2,005
MARKHAM COURTHOUSE, ROOM 238	0	0	0	0	0	0	0	0	0	36	34	54	0	0	74	46	40	46	64	0	0	109	100	98	80	114	59	39	173	159	169	187	269	178	130	0	2,258
MATTESON COMMUNITY CENTER	0	0	0	0	0	0	0	0	0	0	0	0	0	0	0	0	0	0	0	0	0	487	365	338	327	318	309	127	456	456	445	480	682	567	445	0	5,802
MAYWOOD COURTHOUSE (WHITCOMB BUILDING), ROOM 104	0	0	0	0	0	0	0	0	0	22	10	11	0	0	32	25	19	24	25	0	0	77	64	68	67	57	55	34	94	112	96	147	143	168	167	0	1,517
MELROSE PARK VILLAGE HALL	0	0	0	0	0	0	0	0	0	0	0	0	0	0	0	0	0	0	0	0	0	240	229	179	149	152	147	35	192	151	124	151	204	224	138	0	2,315
MOUNT PROSPECT VILLAGE HALL	0	0	0	0	0	0	0	0	0	0	0	0	0	0	0	0	0	0	0	0	0	339	285	282	258	317	280	218	346	354	333	453	664	509	422	0	5,060
NILES VILLAGE HALL	0	0	0	0	0	0	0	0	0	0	0	0	0	0	0	0	0	0	0	0	0	307	334	286	267	231	248	81	278	299	297	317	374	345	250	0	3,914
NORRIDGE VILLAGE HALL	0	0	0	0	0	0	0	0	0	0	0	0	0	0	0	0	0	0	0	0	0	218	176	142	114	141	145	52	164	181	163	188	245	216	191	0	2,336
NORTHBROOK VILLAGE HALL	0	0	0	0	0	0	0	0	0	0	0	0	0	0	0	0	0	0	0	0	0	773	804	757	640	671	684	354	681	699	669	698	926	787	639	0	9,782
OAK FOREST CITY HALL	0	0	0	0	0	0	0	0	0	0	0	0	0	0	0	0	0	0	0	0	0	306	299	280	202	225	184	54	306	269	239	317	390	278	231	0	3,580
OAK LAWN VILLAGE HALL	0	0	0	0	0	0	0	0	0	0	0	0	0	0	0	0	0	0	0	0	0	425	401	451	298	344	280	161	444	445	400	479	657	532	487	0	5,804
OAK PARK VILLAGE HALL	0	0	0	0	0	0	0	0	0	0	0	0	0	0	0	0	0	0	0	0	0	573	531	465	392	524	585	332	673	594	662	731	891	883	792	0	8,628
OLYMPIA FIELDS SENIOR LIVING	0	0	0	0	0	0	0	0	0	0	0	0	0	0	0	0	0	0	0	0	0	436	427	382	325	348	345	120	475	510	455	507	662	582	407	0	5,981
ORLAND TOWNSHIP	0	0	0	0	0	0	0	0	0	0	0	0	0	0	0	0	0	0	0	0	0	899	851	747	653	768	530	294	877	830	763	837	1,146	918	720	0	10,833
PALATINE VILLAGE HALL	0	0	0	0	0	0	0	0	0	0	0	0	0	0	0	0	0	0	0	0	0	630	656	569	478	534	522	295	639	672	629	766	942	903	744	0	8,979
PALOS HEIGHTS RECREATION CENTER	0	0	0	0	0	0	0	0	0	0	0	0	0	0	0	0	0	0	0	0	0	379	403	385	269	336	153	95	344	381	350	415	509	308	199	0	4,526
PARK FOREST VILLAGE HALL	0	0	0	0	0	0	0	0	0	0	0	0	0	0	0	0	0	0	0	0	0	398	318	278	243	236	192	54	386	311	338	365	496	329	189	0	4,133
PARK RIDGE (CENTENNIAL ACTIVITY CENTER)	0	0	0	0	0	0	0	0	0	0	0	0	0	0	0	0	0	0	0	0	0	386	359	315	268	341	355	143	377	423	381	377	544	468	404	0	5,141
ROLLING MEADOWS COURTHOUSE, ROOM 238	0	0	0	0	0	0	0	0	0	38	43	40	0	0	38	36	46	44	44	0	0	60	54	71	56	70	60	28	107	87	113	89	159				

Early Voting Turnout for Gubernatorial Elections

Site • 2014	Total		Site • 2018	Total
69 W. Washington, 5th Floor	115		69 W Washington, 5th Floor	143
69 W. Washington, Pedway	2,405		69 W Washington, Pedway	3,642
Alsip Village Hall	1,607		Alsip Village Hall	2,375
Arlington Heights Village Hall	7,740		Arlington Heights Village Hall	10,657
Barrington Hills Village Hall	1,018		Barrington Hills Village Hall	1,989
Bellwood Village Hall	2,962		Bellwood Village Hall	5,507
Berwyn City Hall	1,568		Berwyn City Hall	3,054
Bridgeview Courthouse	580		Bridgeview Courthouse, Room 238	1,381
Calumet City Library	3,756		Brookfield Village Hall	5,258
Calumet Twp Community Center	1,786		Burbank (Prairie Trails Library District)	1,584
Centennial Ice Rink	4,861		Calumet City Library	5,118
Cicero Community Center	858		Calumet Township Community Center	2,814
Cicero PSO Building	724		Cicero Community Center	1,511
Des Plaines City Hall	3,196		Cicero Pso Building	1,029
Elk Grove Village Hall	2,150		Crestwood (Andrew Biela Senior Citizen Center)	1,875
Elmwood Park Village Hall	1,433		Des Plaines Public Library	5,871
Evanston Civic Center	5,038		Elk Grove Village Hall	3,820
Faith Family Future Center	4,222		Elmwood Park Village Hall	2,479
Glenview Village Hall	4,034		Evanston Civic Center	11,466
Hodgkins Village Hall	3,967		Franklin Park Village Hall	1,280
Hoffman Estates Village Hall	2,169		Glenview Village Hall	8,290
Lemont Library District	2,597		Hodgkins Village Hall	5,587
Lynwood Senior Youth Center	1,509		Hoffman Estates Village Hall	4,347
Markham Courthouse	1,177		Lansing Public Library	3,126
Melrose Park Village Hall	1,883		Lemont Township Hall	3,360
Niles Village Hall	2,046		Lynwood Senior Youth Center	2,005
Norridge Village Hall	1,323		Markham Courthouse, Room 238	2,258
Northbrook Village Hall	6,289		Matteson Community Center	5,802
Oak Forest City Hall	3,386		Maywood Courthouse (Whitcomb Building),	1,517
Oak Lawn Village Hall	4,004		Melrose Park Village Hall	2,315
Oak Park Village Hall	4,409		Mount Prospect Village Hall	5,060
Oakwood Recreation Center	5,545		Niles Village Hall	3,914
Orland Township	8,222		Norridge Village Hall	2,336
Palatine Township Hall	5,047		Northbrook Village Hall	9,782
Palos Heights Administration Building	3,513		Oak Forest City Hall	3,580
Park Forest Village Hall	2,684		Oak Lawn Village Hall	5,804
Park Ridge City Hall	3,344		Oak Park Village Hall	8,628
Rolling Meadows Courthouse	496		Olympia Fields Senior Living	5,981
Schaumburg Public Library	5,362		Orland Township	10,833
Skokie Courthouse	505		Palatine Village Hall	8,979
Skokie Village Hall	3,663		Palos Heights Recreation Center	4,526
Stickney-Forest View Library	1,185		Park Forest Village Hall	4,133
Streamwood Village Hall	3,027		Park Ridge (Centennial Activity Center)	5,141
Whitcomb Building	606		Rolling Meadows Courthouse, Room 238	1,563
			Schaumburg (Trickster Art Gallery)	9,022
			Skokie Courthouse, Room 149	1,643
			Skokie Village Hall	7,948
			South Holland (South Suburban College), Conference Center, Thornton Room	4,507
			Stickney-Forest View Library	1,447
			Streamwood Village Hall	6,391
			Tinley Park Village Hall	4,284
			Wheeling (The George And Angela Paterakis Center)	3,305
			Wilmette (Centennial Ice Rinks)	8,158
Total	128,011		Total	238,425

<u>POLITICAL/ TAXING DISTRICT</u>	<u>SUBURBAN COOK</u>	<u>No. of Cook Pcts.</u>	<u>CHICAGO</u>	<u>No. of City Pcts.</u>	<u>DUPAGE</u>	<u>KANE</u>	<u>LAKE</u>	<u>MCHENRY</u>	<u>WILL</u>	<u>OTHERS</u>
1st Congressional District	COOK	158	CITY	404					WILL	
2nd Congressional District	COOK	257	CITY	171					WILL	KANKAKEE
3rd Congressional District	COOK	252	CITY	203	DUPAGE				WILL	
4th Congressional District	COOK	97	CITY	348						
5th Congressional District	COOK	79	CITY	437	DUPAGE					
6th Congressional District	COOK	67			DUPAGE	KANE	LAKE	MCHENRY		
7th Congressional District	COOK	118	CITY	479						
8th Congressional District	COOK	191			DUPAGE	KANE				
9th Congressional District	COOK	314	CITY	201						
10th Congressional District	COOK	102					LAKE			
11th Congressional District	COOK	4			DUPAGE	KANE			WILL	KENDALL
1st Representative District	COOK	1	CITY	71						
3rd Representative District	COOK	2	CITY	66						
7th Representative District	COOK	85								
8th Representative District	COOK	35	CITY	51						
14th Representative District	COOK	2	CITY	78						
15th Representative District	COOK	42	CITY	51						
16th Representative District	COOK	32	CITY	44						
17th Representative District	COOK	78								
18th Representative District	COOK	80								
19th Representative District	COOK	8	CITY	78						
20th Representative District	COOK	43	CITY	41						
21st Representative District	COOK	26	CITY	40						
22nd Representative District	COOK	3	CITY	89						
23rd Representative District	COOK	58	CITY	2						
24th Representative District	COOK	44	CITY	17						
27th Representative District	COOK	37	CITY	78						
28th Representative District	COOK	56	CITY	50						
29th Representative District	COOK	60	CITY	14					WILL	
30th Representative District	COOK	79								
31st Representative District	COOK	39	CITY	73						
32nd Representative District	COOK	20	CITY	78						
33rd Representative District	COOK	35	CITY	68						
34th Representative District	COOK	23	CITY	60					WILL	KANKAKEE
35th Representative District	COOK	50	CITY	56						
36th Representative District	COOK	72	CITY	24						
37th Representative District	COOK	20							WILL	
38th Representative District	COOK	72							WILL	
43rd Representative District	COOK	12				KANE				
44th Representative District	COOK	55								
45th Representative District	COOK	5			DUPAGE					
47th Representative District	COOK	6			DUPAGE					
49th Representative District	COOK	3			DUPAGE	KANE				
51st Representative District	COOK	1					LAKE			
52nd Representative District	COOK	12				KANE	LAKE	MCHENRY		
53rd Representative District	COOK	75								
54th Representative District	COOK	77								
55th Representative District	COOK	67	CITY	3						
56th Representative District	COOK	56			DUPAGE					
57th Representative District	COOK	62					LAKE			
58th Representative District	COOK	6					LAKE			
59th Representative District	COOK	7					LAKE			
77th Representative District	COOK	33			DUPAGE					
78th Representative District	COOK	51	CITY	28						
80th Representative District	COOK	46							WILL	
82nd Representative District	COOK	35			DUPAGE				WILL	

<u>POLITICAL/ TAXING DISTRICT</u>	<u>SUBURBAN COOK</u>	<u>No. of Cook Pcts.</u>	<u>CHICAGO</u>	<u>No. of City Pcts.</u>	<u>DUPAGE</u>	<u>KANE</u>	<u>LAKE</u>	<u>MCHENRY</u>	<u>WILL</u>	<u>OTHERS</u>
Cook County Judicial Circuit 1st Subcircuit	COOK	45	CITY	226						
Cook County Judicial Circuit 2nd Subcircuit	COOK	131	CITY	137						
Cook County Judicial Circuit 3rd Subcircuit	COOK	73	CITY	234						
Cook County Judicial Circuit 4th Subcircuit	COOK	241								
Cook County Judicial Circuit 10th Subcircuit	COOK	61	CITY	224						
Cook County Judicial Circuit 11th Subcircuit	COOK	118	CITY	132						
Cook County Judicial Circuit 12th Subcircuit	COOK	241								
Cook County Judicial Circuit 13th Subcircuit	COOK	225								
Cook County Judicial Circuit 14th Subcircuit	COOK	37	CITY	148						
Cook County Judicial Circuit 15th Subcircuit	COOK	285								
Board of Review 2nd District	COOK	153	CITY	1074						
Board of Review 3rd District	COOK	397	CITY	988						
County Board 1	COOK	88	CITY	144						
County Board 4	COOK	55	CITY	215						
County Board 5	COOK	152	CITY	87						
County Board 6	COOK	219								
County Board 9	COOK	159	CITY	67						
County Board 11	COOK	60	CITY	207						
County Board 13	COOK	154	CITY	61						
County Board 14	COOK	205								
County Board 15	COOK	183								
County Board 16	COOK	151	CITY	9						
County Board 17	COOK	257								
2nd Senate District	COOK	2	CITY	175						
8th Senate District	COOK	71	CITY	94						
9th Senate District	COOK	154								
11th Senate District	COOK	29	CITY	128						
12th Senate District	COOK	98	CITY	19						
14th Senate District	COOK	89	CITY	121						
15th Senate District	COOK	138	CITY	14					WILL	
17th Senate District	COOK	53	CITY	123						
18th Senate District	COOK	118	CITY	72						
23rd Senate District	COOK	5								
24th Senate District	COOK	6			DUPAGE					
26th Senate District	COOK	12								
27th Senate District	COOK	149								
29th Senate District	COOK	68								
30th Senate District	COOK	7					LAKE			
39th Senate District	COOK	84	CITY	28	DUPAGE					
41st Senate District	COOK	35								
Metropolitan Water Reclamation District of	COOK	1531	CITY	2069						
Village of Barrington	COOK (principal)	6					LAKE			
Village of Lemont	COOK (principal)	14			DUPAGE				WILL	
Hanover Park Park District	COOK (principal)	10			DUPAGE					
Oak Brook Park District	COOK	1			DUPAGE					
Tinley Park Park District	COOK (principal)	40							WILL	
Hinsdale Township HSD 86	COOK	4			DUPAGE					
Elmhurst Community CUSD 205	COOK	1			DUPAGE					
Harper Community College District 512	COOK (principal)	302				KANE	LAKE	MCHENRY		
Du Page County Superintendent of Education	COOK	1			DUPAGE					
Kane County Superintendent of Education	COOK	45				KANE				
Lake County Superintendent of Education	COOK	17					LAKE			



ELECTIONS

OFFICE OF COOK COUNTY CLERK DAVID ORR

69 W. Washington, Suite 500, Chicago, Illinois 60602

TEL 312.603.0906 FAX 312.603.9786 WEB cookcountyclerk.com

November 6, 2018 Gubernatorial Election Frequently Asked Questions

Q: What hours are polls open on Election Day?

A: Suburban Cook County polling places are open from 6 a.m. to 7 p.m. on Tuesday, November 6.

Q: Do I have to go to a specific polling place on Election Day?

A: Yes. Both registered and unregistered residents can find out where their polling place is, as well as view a sample ballot, on the Your Voter Information page on the Clerk's website.

Q: Can I still register and vote on Election Day if I am not registered to vote, and can I do so at my local polling place?

A: Yes. Election Day Registration allows unregistered voters to register and vote on Election Day in every suburban polling place. On Election Day, voters must go to their home precinct in order to participate in Election Day Registration. Residents are encouraged to visit the Clerk's Voter Information page at cookcountyclerk.com/VoterInfo to find their home precinct, sample ballot and referenda (if applicable.) Any voter who needs to register for the first time or file an address/name change must present two forms of ID – neither needs to be a photo ID, but one must include the voter's current address.

Q: Do I have to declare a political party in order to vote?

A: No. In a general election, voters do not need to declare party preference.

Q: Who do I call if there's a problem at my polling place with registration, equipment, electioneering, etc.?

A: To report voter fraud or irregularities, call our legal department, at 312.603.0236.

Q. What are the ways to vote in the precincts?

A. Every voter has a choice between a paper or touch screen ballot.

Q. What if the wrong candidates or offices are on my ballot?

A. Alert an Election Judge. Do not make any selections or cast your ballot until the Election Judge has addressed the issue. Once you cast the ballot, the vote is cast and your ballot cannot be retrieved.

Q. What if I make a mistake while voting, such as selecting a candidate that I don't want to vote for?

A. If you notice a mistake on your touch screen, just go back to that selection and touch that choice again, then make the choice you want to make. If you are having trouble with the touch screen, alert an Election Judge. If you make a mistake on a paper ballot, you must ask the Election Judge for a new paper ballot. Once you have cast the ballot, either paper or touch screen, the vote is cast and cannot be changed.

Q. I received a mail ballot at home but did not mail it in. Can I vote at a polling place instead?

A. As long as you did not mail in the ballot, you can vote in person at your local precinct on Election Day. If possible, please bring your mail ballot to your polling place to give to the Election Judge. If you vote at the polls on Election Day and your mail ballot is received later by the Clerk's office, it will be destroyed, and only the first vote will be counted. Additionally, remember that it is a felony not just to vote twice in the same election, but to even attempt to vote more than once in the same election.

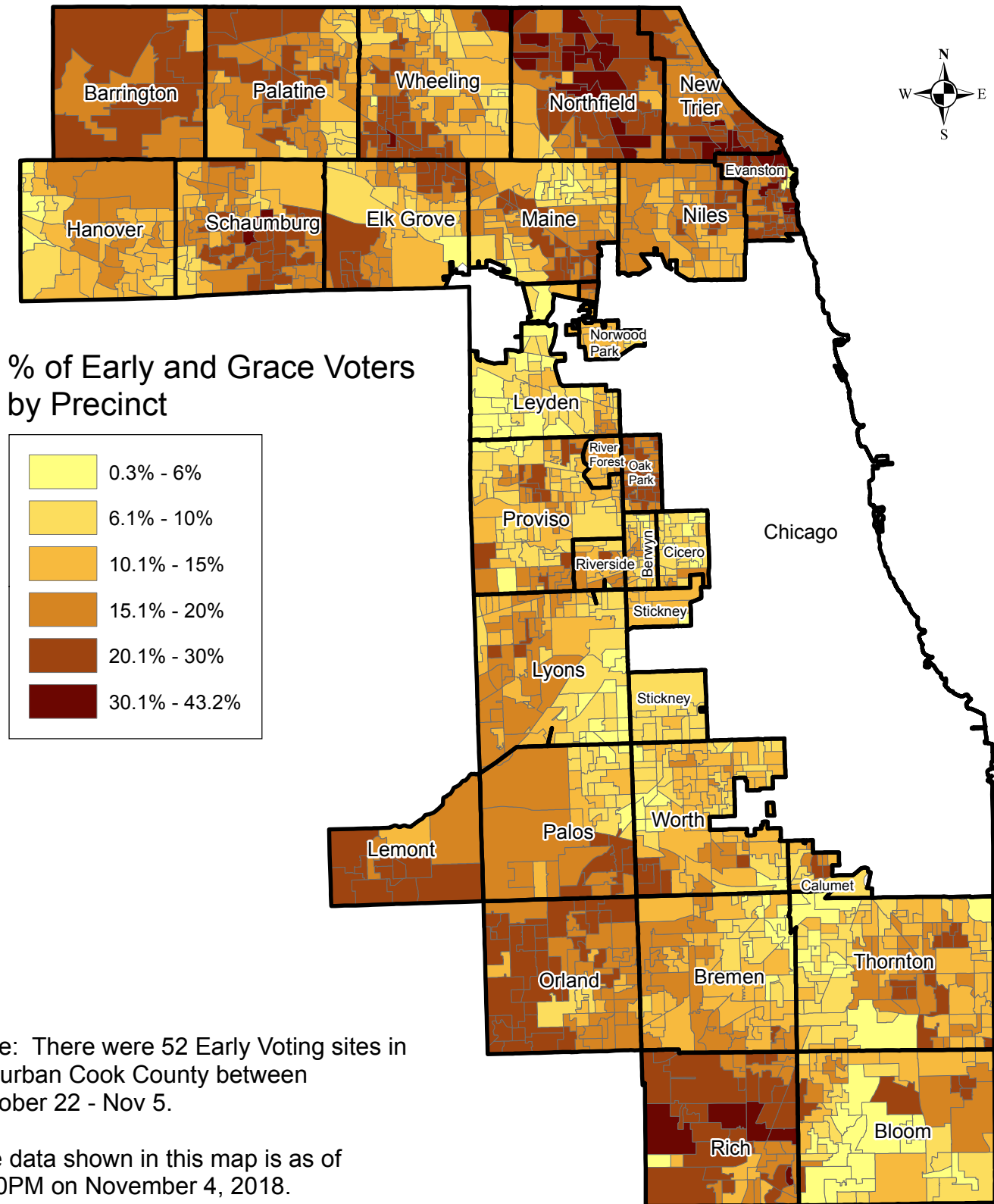
Q. Do I have to vote for all of those judges?

A. No. There are 61 retention judges on the ballot, as well as others who are running for judgeships. If you are looking for some guidance, there are legal organizations that publish lists of judges they recommend and do not recommend. If you do not wish to vote for (or against) any judges, you do not have to, but you will be asked before you cast your ballot, if you wish to leave those choices empty.

Early Voting Turnout by Voters' Home Precincts

Suburban Cook County

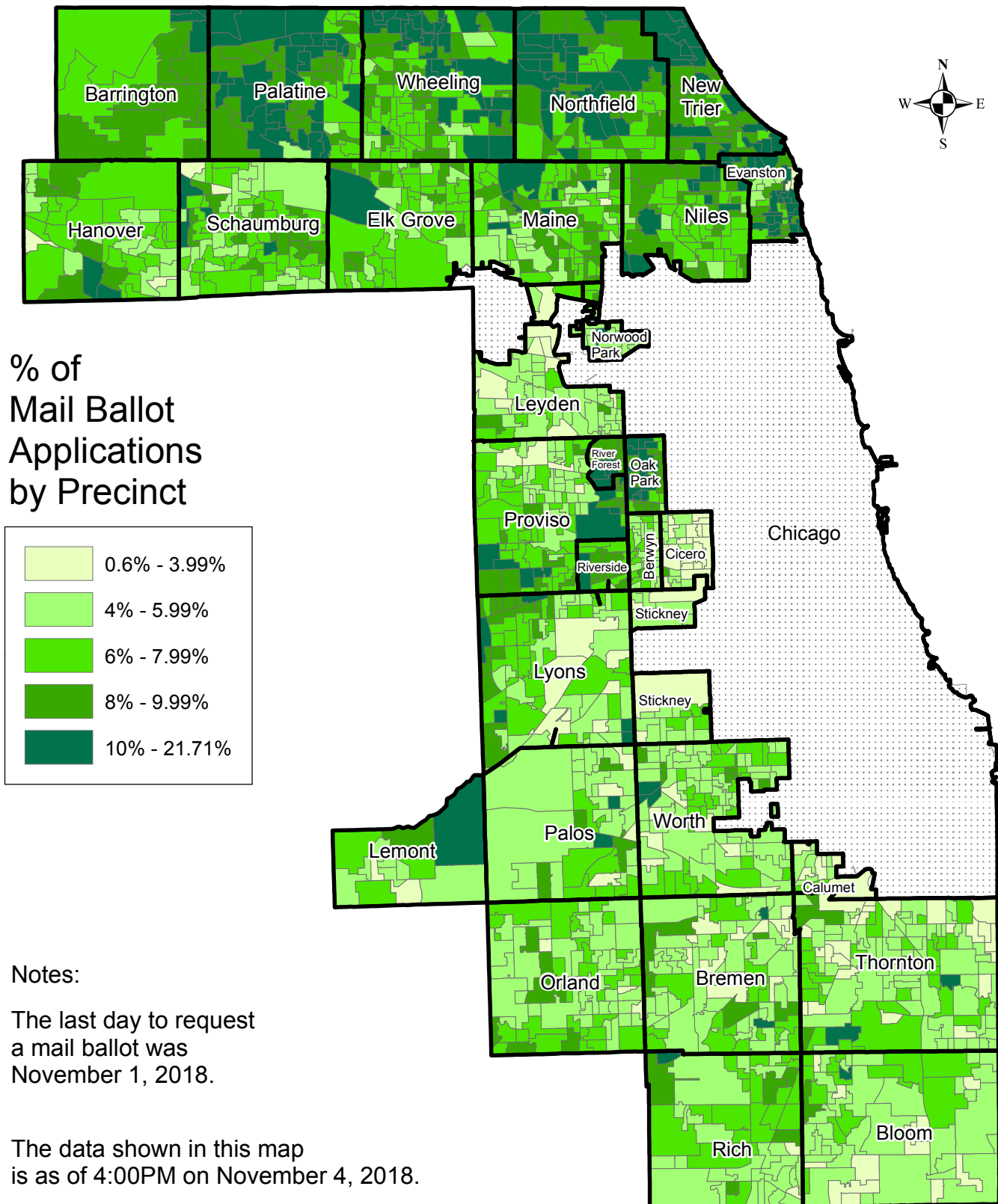
Nov 6, 2018 Gubernatorial Election



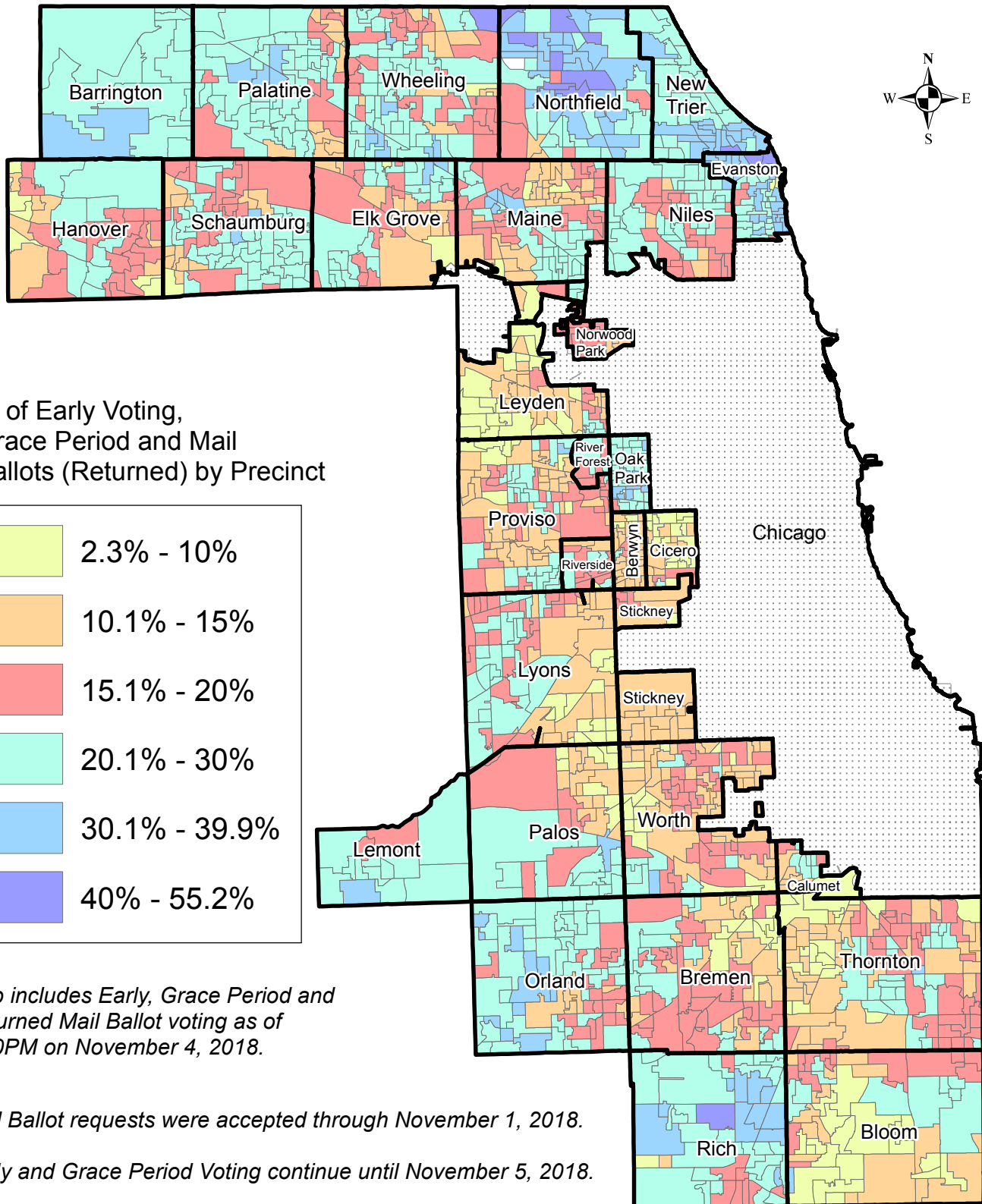
Mail Ballot Applications by Voters' Home Precincts

Suburban Cook County

Nov 6, 2018 Gubernatorial Election



Pre-Election Ballots Cast - Suburban Cook County Early, Grace, and Returned Mail Ballots November 6, 2018 Gubernatorial Election



**General Election
November 6, 2018
Summary Report - Unofficial Results
Cook County**

Registration & Turnout

	Registration	Turnout	
Total Registration and Turnout	1,587,447	0	0.00%

Contests

Governor & Lieutenant Governor, Illinois	0 of 1599 precincts counted		0.00%
DEM - JB Pritzker & Juliana Stratton		0	0.00%
REP - Bruce Rauner & Evelyn Sanguinetti		0	0.00%
LIB - Grayson Kash Jackson & Sanjeev Mohip		0	0.00%
CSV - William McCann & Aaron Merreighn		0	0.00%
Total		0	

Attorney General, State of Illinois	0 of 1599 precincts counted		0.00%
DEM - Kwame Raoul		0	0.00%
REP - Erika Harold		0	0.00%
LIB - Bubba Harsy		0	0.00%
Total		0	

Secretary of State, State of Illinois	0 of 1599 precincts counted		0.00%
DEM - Jesse White		0	0.00%
REP - Jason Helland		0	0.00%
LIB - Steve Dutner		0	0.00%
Total		0	

Comptroller, State of Illinois	0 of 1599 precincts counted		0.00%
DEM - Susana A. Mendoza		0	0.00%
REP - Darlene Senger		0	0.00%
LIB - Claire Ball		0	0.00%
Total		0	

Treasurer, State of Illinois	0 of 1599 precincts counted		0.00%
DEM - Michael W. Frerichs		0	0.00%
REP - Jim Dodge		0	0.00%
LIB - Michael Leheney		0	0.00%
Total		0	

U.S. Representative, 1st District	0 of 158 precincts counted		0.00%
DEM - Bobby L. Rush		0	0.00%
REP - Jimmy Lee Tillman, II		0	0.00%
IND - Thomas Rudbeck		0	0.00%
Total		0	

U.S. Representative, 2nd District	0 of 257 precincts counted		0.00%
DEM - Robin Kelly		0	0.00%
REP - David Merkle		0	0.00%
Total		0	
U.S. Representative, 3rd District	0 of 252 precincts counted		0.00%
DEM - Daniel William Lipinski		0	0.00%
REP - Arthur J. Jones		0	0.00%
Total		0	
U.S. Representative, 4th District	0 of 97 precincts counted		0.00%
DEM - Jesus "Chuy" Garcia		0	0.00%
REP - Mark Wayne Lorch		0	0.00%
Total		0	
U.S. Representative, 5th District	0 of 79 precincts counted		0.00%
DEM - Mike Quigley		0	0.00%
REP - Tom Hanson		0	0.00%
Total		0	
U.S. Representative, 6th District	0 of 67 precincts counted		0.00%
DEM - Sean Casten		0	0.00%
REP - Peter J. Roskam		0	0.00%
Total		0	
U.S. Representative, 7th District	0 of 118 precincts counted		0.00%
DEM - Danny K. Davis		0	0.00%
REP - Craig Cameron		0	0.00%
Total		0	
U.S. Representative, 8th District	0 of 191 precincts counted		0.00%
DEM - Raja Krishnamoorthi		0	0.00%
REP - Jitendra "JD" Diganvker		0	0.00%
Total		0	
U.S. Representative, 9th District	0 of 314 precincts counted		0.00%
DEM - Janice D. Schakowsky		0	0.00%
REP - John D. Elleson		0	0.00%
Total		0	
U.S. Representative, 10th District	0 of 102 precincts counted		0.00%
DEM - Brad Schneider		0	0.00%
REP - Douglas R. Bennett		0	0.00%
Total		0	
U.S. Representative, 11th District	0 of 4 precincts counted		0.00%
DEM - Bill Foster		0	0.00%
REP - Nick Stella		0	0.00%
Total		0	

State Senator, 2nd 4-yr	0 of 2 precincts counted		0.00%
DEM - Omar Aquino		0	0.00%
Total		0	
State Senator, 8th 4-yr	0 of 71 precincts counted		0.00%
DEM - Ram Villivalam		0	0.00%
Total		0	
State Senator, 9th 4-yr	0 of 154 precincts counted		0.00%
DEM - Laura Fine		0	0.00%
REP - Joan McCarthy Lasonde		0	0.00%
Total		0	
State Senator, 11th 4-yr	0 of 29 precincts counted		0.00%
DEM - Martin A. Sandoval		0	0.00%
Total		0	
State Senator, 12th 4-yr	0 of 98 precincts counted		0.00%
DEM - Steven Landek		0	0.00%
Total		0	
State Senator, 14th 4-yr	0 of 89 precincts counted		0.00%
DEM - Emil Jones, III		0	0.00%
Total		0	
State Senator, 15th 4-yr	0 of 138 precincts counted		0.00%
DEM - Napoleon B. Harris, III		0	0.00%
Total		0	
State Senator, 17th 4-yr	0 of 53 precincts counted		0.00%
DEM - Elgie R. Sims, Jr.		0	0.00%
Total		0	
State Senator, 18th 4-yr	0 of 118 precincts counted		0.00%
DEM - Bill Cunningham		0	0.00%
Total		0	
State Senator, 23rd 4-yr	0 of 5 precincts counted		0.00%
DEM - Thomas Cullerton		0	0.00%
REP - Seth Lewis		0	0.00%
Total		0	
State Senator, 24th 4-yr	0 of 6 precincts counted		0.00%
DEM - Suzanne "Suzy" Glowiak		0	0.00%
REP - Chris Nybo		0	0.00%
Total		0	
State Senator, 26th 4-yr	0 of 12 precincts counted		0.00%
DEM - Tom Georges		0	0.00%

REP - Dan McConchie	0	0.00%
Total	0	
State Senator, 27th 4-yr	0 of 149 precincts counted	0.00%
DEM - Ann Gillespie	0	0.00%
REP - Tom Rooney	0	0.00%
Total	0	
State Senator, 29th 4-yr	0 of 68 precincts counted	0.00%
DEM - Julie A. Morrison	0	0.00%
REP - Barrett Davie	0	0.00%
Total	0	
State Senator, 30th 4-yr	0 of 7 precincts counted	0.00%
DEM - Terry Link	0	0.00%
REP - Soojae Lee	0	0.00%
Total	0	
State Senator, 39th 4-yr	0 of 84 precincts counted	0.00%
DEM - Don Harmon	0	0.00%
Total	0	
State Senator, 41st 4-yr	0 of 35 precincts counted	0.00%
DEM - Bridget M. Fitzgerald	0	0.00%
REP - John Curran	0	0.00%
Total	0	
State Representative, 1st District	0 of 1 precincts counted	0.00%
DEM - Aaron M. Ortiz	0	0.00%
Total	0	
State Representative, 3rd District	0 of 2 precincts counted	0.00%
DEM - Luis Arroyo	0	0.00%
Total	0	
State Representative, 7th District	0 of 85 precincts counted	0.00%
DEM - Emanuel "Chris" Welch	0	0.00%
Total	0	
State Representative, 8th District	0 of 35 precincts counted	0.00%
DEM - La Shawn K. Ford	0	0.00%
Total	0	
State Representative, 14th District	0 of 2 precincts counted	0.00%
DEM - Kelly M. Cassidy	0	0.00%
Total	0	
State Representative, 15th District	0 of 42 precincts counted	0.00%
DEM - John C. D'Amico	0	0.00%

REP - Amanda Biela	0	0.00%
Total	0	
State Representative, 16th District	0 of 32 precincts counted	0.00%
DEM - Lou Lang	0	0.00%
Total	0	
State Representative, 17th District	0 of 78 precincts counted	0.00%
DEM - Jennifer Gong-Gershowitz	0	0.00%
REP - Peter Lee	0	0.00%
Total	0	
State Representative, 18th District	0 of 80 precincts counted	0.00%
DEM - Robyn Gabel	0	0.00%
REP - Julie Cho	0	0.00%
Total	0	
State Representative, 19th District	0 of 8 precincts counted	0.00%
DEM - Robert Martwick	0	0.00%
REP - Ammie Kessem	0	0.00%
Total	0	
State Representative, 20th District	0 of 43 precincts counted	0.00%
REP - Michael P. McAuliffe	0	0.00%
Total	0	
State Representative, 21st District	0 of 26 precincts counted	0.00%
DEM - Celina Villanueva	0	0.00%
Total	0	
State Representative, 22nd District	0 of 3 precincts counted	0.00%
DEM - Michael J. Madigan	0	0.00%
Total	0	
State Representative, 23rd District	0 of 58 precincts counted	0.00%
DEM - Michael J. Zalewski	0	0.00%
Total	0	
State Representative, 24th District	0 of 44 precincts counted	0.00%
DEM - Elizabeth "Lisa" Hernandez	0	0.00%
Total	0	
State Representative, 27th District	0 of 37 precincts counted	0.00%
DEM - Justin Q. Slaughter	0	0.00%
Total	0	
State Representative, 28th District	0 of 56 precincts counted	0.00%
DEM - Robert "Bob" Rita	0	0.00%
Total	0	

State Representative, 29th District	0 of 60 precincts counted		0.00%
DEM - Thaddeus Jones		0	0.00%
Total		0	
State Representative, 30th District	0 of 79 precincts counted		0.00%
DEM - William "Will" Davis		0	0.00%
Total		0	
State Representative, 31st District	0 of 39 precincts counted		0.00%
DEM - Mary E. Flowers		0	0.00%
Total		0	
State Representative, 32nd District	0 of 20 precincts counted		0.00%
DEM - André Thapedi		0	0.00%
Total		0	
State Representative, 33rd District	0 of 35 precincts counted		0.00%
DEM - Marcus C. Evans, Jr.		0	0.00%
Total		0	
State Representative, 34th District	0 of 23 precincts counted		0.00%
DEM - Nicholas "Nick" Smith		0	0.00%
Total		0	
State Representative, 35th District	0 of 50 precincts counted		0.00%
DEM - Frances Ann Hurley		0	0.00%
REP - Herbert Hebein		0	0.00%
Total		0	
State Representative, 36th District	0 of 72 precincts counted		0.00%
DEM - Kelly M. Burke		0	0.00%
Total		0	
State Representative, 37th District	0 of 20 precincts counted		0.00%
DEM - Matthew J. Hunt		0	0.00%
REP - Margo McDermid		0	0.00%
Total		0	
State Representative, 38th District	0 of 72 precincts counted		0.00%
DEM - Debbie Meyers-Martin		0	0.00%
Total		0	
State Representative, 43rd District	0 of 12 precincts counted		0.00%
DEM - Anna Moeller		0	0.00%
REP - Andrew R. Cuming		0	0.00%
Total		0	
State Representative, 44th District	0 of 55 precincts counted		0.00%
DEM - Fred Crespo		0	0.00%

REP - Katy Dolan Baumer	0	0.00%
Total	0	
State Representative, 45th District	0 of 5 precincts counted	0.00%
DEM - Diane Pappas	0	0.00%
REP - Christine Jennifer Winger	0	0.00%
Total	0	
State Representative, 47th District	0 of 6 precincts counted	0.00%
DEM - James M. "Jim" Caffrey	0	0.00%
REP - Deanne Marie Mazzochi	0	0.00%
Total	0	
State Representative, 49th District	0 of 3 precincts counted	0.00%
DEM - Karina Villa	0	0.00%
REP - Tonia Jane Khouri	0	0.00%
Total	0	
State Representative, 51st District	0 of 1 precincts counted	0.00%
DEM - Mary Edly-Allen	0	0.00%
REP - Helene Miller Walsh	0	0.00%
Total	0	
State Representative, 52nd District	0 of 12 precincts counted	0.00%
REP - David McSweeney	0	0.00%
Total	0	
State Representative, 53rd District	0 of 75 precincts counted	0.00%
DEM - Mark L. Walker	0	0.00%
REP - Eddie Corrigan	0	0.00%
Total	0	
State Representative, 54th District	0 of 77 precincts counted	0.00%
DEM - Maggie Trevor	0	0.00%
REP - Tom Morrison	0	0.00%
Total	0	
State Representative, 55th District	0 of 67 precincts counted	0.00%
DEM - Martin J. Moylan	0	0.00%
REP - Marilyn Smolenski	0	0.00%
Total	0	
State Representative, 56th District	0 of 56 precincts counted	0.00%
DEM - Michelle Mussman	0	0.00%
REP - Jillian Rose Bernas	0	0.00%
Total	0	
State Representative, 57th District	0 of 62 precincts counted	0.00%
DEM - Jonathan Carroll	0	0.00%
Total	0	

State Representative, 58th District	0 of 6 precincts counted		0.00%
DEM - Bob Morgan		0	0.00%
REP - Fredric Bryan "Rick" Lesser		0	0.00%
Total		0	
State Representative, 59th District	0 of 7 precincts counted		0.00%
DEM - Daniel Didech		0	0.00%
REP - Karen Feldman		0	0.00%
Total		0	
State Representative, 77th District	0 of 33 precincts counted		0.00%
DEM - Kathleen Willis		0	0.00%
REP - Anthony Airdo		0	0.00%
Total		0	
State Representative, 78th District	0 of 51 precincts counted		0.00%
DEM - Camille Lilly		0	0.00%
Total		0	
State Representative, 80th District	0 of 46 precincts counted		0.00%
DEM - Anthony DeLuca		0	0.00%
Total		0	
State Representative, 82nd District	0 of 35 precincts counted		0.00%
DEM - Tom Chlystek		0	0.00%
REP - Jim Durkin		0	0.00%
Total		0	
Commissioner, Water Reclamation Dist	0 of 1531 precincts counted		0.00%
(Vote For 3)			
DEM - Debra Shore		0	0.00%
DEM - Kari K. Steele		0	0.00%
DEM - Marcelino Garcia		0	0.00%
REP - R. Cary Capparelli		0	0.00%
REP - Shundar Lin		0	0.00%
GRN - Christopher Anthony		0	0.00%
GRN - Karen Roothaan		0	0.00%
GRN - Tammie Felicia Vinson		0	0.00%
Total		0	
Commissioner, Water Reclamation Dist 2 yr.	0 of 1531 precincts counted		0.00%
DEM - Kimberly Neely Dubuclet		0	0.00%
GRN - Rachel Wales		0	0.00%
Total		0	
Com., Water Reclamation Dist 2yr (Vac of Bradford)	0 of 1531 precincts counted		0.00%
DEM - M. Cameron "Cam" Davis		0	0.00%
GRN - Geoffrey Cabbage		0	0.00%
Total		0	

Board President, Cook County	0 of 1599 precincts counted		0.00%
DEM - Toni Preckwinkle		0	0.00%
Total		0	
Clerk, Cook County	0 of 1599 precincts counted		0.00%
DEM - Karen A. Yarbrough		0	0.00%
Total		0	
Sheriff, Cook County	0 of 1599 precincts counted		0.00%
DEM - Thomas J. Dart		0	0.00%
Total		0	
Treasurer, Cook County	0 of 1599 precincts counted		0.00%
DEM - Maria Pappas		0	0.00%
Total		0	
Assessor, Cook County	0 of 1599 precincts counted		0.00%
DEM - Frederick "Fritz" Kaegi		0	0.00%
REP - Joseph Paglia		0	0.00%
Total		0	
Commissioner, County Board 1st District	0 of 88 precincts counted		0.00%
DEM - Brandon Johnson		0	0.00%
Total		0	
Commissioner, County Board 4th District	0 of 55 precincts counted		0.00%
DEM - Stanley S. Moore		0	0.00%
Total		0	
Commissioner, County Board 5th District	0 of 152 precincts counted		0.00%
DEM - Deborah Sims		0	0.00%
Total		0	
Commissioner, County Board 6th District	0 of 219 precincts counted		0.00%
DEM - Donna Miller		0	0.00%
Total		0	
Commissioner, County Board 9th District	0 of 159 precincts counted		0.00%
DEM - Frank L. McPartlin		0	0.00%
REP - Peter N. Silvestri		0	0.00%
Total		0	
Commissioner, County Board 11th District	0 of 60 precincts counted		0.00%
DEM - John P. Daley		0	0.00%
REP - Steven S. Graves		0	0.00%
Total		0	
Commissioner, County Board 13th District	0 of 154 precincts counted		0.00%
DEM - Larry Suffredin		0	0.00%

REP - Chris J. Hanusiak	0	0.00%
Total	0	
Commissioner, County Board 14th District	0 of 205 precincts counted	0.00%
DEM - Scott R. Britton	0	0.00%
REP - Gregg Goslin	0	0.00%
Total	0	
Commissioner, County Board 15th District	0 of 183 precincts counted	0.00%
DEM - Kevin B. Morrison	0	0.00%
REP - Timothy Owen Schneider	0	0.00%
Total	0	
Commissioner, County Board 16th District	0 of 151 precincts counted	0.00%
DEM - Jeffrey R. Tobolski	0	0.00%
Total	0	
Commissioner, County Board 17th District	0 of 257 precincts counted	0.00%
DEM - Abdelnasser Rashid	0	0.00%
REP - Sean M. Morrison	0	0.00%
Total	0	
Board of Review, 2nd District	0 of 153 precincts counted	0.00%
DEM - Michael Cabonargi	0	0.00%
Total	0	
Board of Review, 3rd District	0 of 397 precincts counted	0.00%
DEM - Larry Rogers, Jr.	0	0.00%
Total	0	
Superintendent of Schools, DuPage County	0 of 1 precincts counted	0.00%
REP - Darlene J. Ruscitti	0	0.00%
Total	0	
Superintendent of Schools, Kane County	0 of 45 precincts counted	0.00%
REP - Patricia A. Dal Santo	0	0.00%
Total	0	
Superintendent of Schools, Lake County	0 of 17 precincts counted	0.00%
REP - Roycealee J. Wood	0	0.00%
Total	0	
Judge, Cook County Circuit (Vac. of Brewer)	0 of 1599 precincts counted	0.00%
DEM - Kathryn Maloney Vahey	0	0.00%
Total	0	
Judge, Cook County Circuit (Vac. of Clay)	0 of 1599 precincts counted	0.00%
DEM - Kathaleen Theresa Lanahan	0	0.00%
Total	0	

Judge, Cook County Circuit (Vacancy of Dooling)	0 of 1599 precincts counted		0.00%
DEM - Tom Sam Sianis		0	0.00%
Total		0	
Judge, Cook County Circuit (Vac. of Egan)	0 of 1599 precincts counted		0.00%
DEM - Rosa Maria Silva		0	0.00%
Total		0	
Judge, Cook County Circuit (Vac. of Dunford)	0 of 1599 precincts counted		0.00%
DEM - Thomas F. McGuire		0	0.00%
Total		0	
Judge, Cook County Circuit (Vac. of Flanagan)	0 of 1599 precincts counted		0.00%
DEM - Preston Jones Jr.		0	0.00%
Total		0	
Judge, Cook County Circuit (Vac. of Hartigan)	0 of 1599 precincts counted		0.00%
DEM - Cecilia Anne Horan		0	0.00%
Total		0	
Judge, Cook County Circuit (Vac. of Jordan)	0 of 1599 precincts counted		0.00%
DEM - Clare Joyce Quish		0	0.00%
Total		0	
Judge, Cook County Circuit (Vac. of McGinnis)	0 of 1599 precincts counted		0.00%
DEM - Peter Michael Gonzalez		0	0.00%
Total		0	
Judge, Cook County Circuit (Vac. of Prendergast)	0 of 1599 precincts counted		0.00%
DEM - Jack Hagerty		0	0.00%
Total		0	
Judge, 1st Subcircuit (Vac of Hambright, Jr.)	0 of 45 precincts counted		0.00%
DEM - Erika Orr		0	0.00%
Total		0	
Judge, 2nd Subcircuit (Vac of Lampkin)	0 of 131 precincts counted		0.00%
DEM - Tiana Ellis Blakely		0	0.00%
Total		0	
Judge, 2nd Subcircuit (Vac of Laws)	0 of 131 precincts counted		0.00%
DEM - Adrienne Elaine Davis		0	0.00%
Total		0	
Judge, 2nd Subcircuit (Vac of Rhodes)	0 of 131 precincts counted		0.00%
DEM - Toya T. Harvey		0	0.00%
Total		0	
Judge, 2nd Subcircuit (Vac of J.Turner, Jr.)	0 of 131 precincts counted		0.00%
DEM - Ieshia Gray		0	0.00%
Total		0	

Judge, 2nd Subcircuit (Vac of Willis)	0 of 131 precincts counted		0.00%
DEM - Debra A. Seaton		0	0.00%
Total		0	
Judge, 2nd Subcircuit (Vac of V. Turner)	0 of 131 precincts counted		0.00%
DEM - Arthur Wesley Willis		0	0.00%
Total		0	
Judge, 3rd Subcircuit (Vac of Delehanty)	0 of 73 precincts counted		0.00%
DEM - Kevin Patrick Cunningham		0	0.00%
Total		0	
Judge, 4th Subcircuit (Vac of Davy)	0 of 241 precincts counted		0.00%
DEM - David R. Navarro		0	0.00%
Total		0	
Judge, 4th Subcircuit (Vac of Riley)	0 of 241 precincts counted		0.00%
DEM - Elizabeth Ciaccia-Lezza		0	0.00%
Total		0	
Judge, 10th Subcircuit (Vac of O'Neill Burke)	0 of 61 precincts counted		0.00%
DEM - Stephanie Saltouros		0	0.00%
Total		0	
Judge, 10th Subcircuit (Vac of Suriano)	0 of 61 precincts counted		0.00%
DEM - Colleen Reardon Daly		0	0.00%
Total		0	
Judge, 11th Subcircuit (Vac of Kennedy)	0 of 118 precincts counted		0.00%
DEM - Joanne F. Rosado		0	0.00%
Total		0	
Judge, 12th Subcircuit (Vac of Maki)	0 of 241 precincts counted		0.00%
DEM - Joel Chupack		0	0.00%
REP - David Studenroth		0	0.00%
Total		0	
Judge, 13th Subcircuit (Vac of Crane)	0 of 225 precincts counted		0.00%
DEM - Ketki "Kay" Steffen		0	0.00%
REP - Gary William Seyring		0	0.00%
Total		0	
Judge, 13th Subcircuit (Vac of Lawrence)	0 of 225 precincts counted		0.00%
DEM - Shannon P. O'Malley		0	0.00%
REP - Daniel Patrick Fitzgerald		0	0.00%
Total		0	
Judge, 13th Subcircuit (Vac of O'Donnell)	0 of 225 precincts counted		0.00%
DEM - Samuel J. Betar III		0	0.00%

REP - Christine Svenson	0	0.00%
Total	0	
Judge, 14th Subcircuit (Vac of Garcia)	0 of 37 precincts counted	0.00%
DEM - Beatriz A. Frausto-Sandoval	0	0.00%
Total	0	
Judge, 15th Subcircuit (Vac of Scully, Jr.)	0 of 285 precincts counted	0.00%
DEM - Michael B. Barrett	0	0.00%
Total	0	
Judge, 15th Subcircuit (Vac of Zelezinski)	0 of 285 precincts counted	0.00%
DEM - Scott McKenna	0	0.00%
REP - Karla Marie Fiaoni	0	0.00%
Total	0	
Trustee, La Grange Highlands Sanitary District	0 of 11 precincts counted	0.00%
Constance Livingston	0	0.00%
Vincent L Smith	0	0.00%
Total	0	
Trustee, South Lyons Township Sanitary District	0 of 8 precincts counted	0.00%
(Vote For 2)		
Susan M. Felice	0	0.00%
Michael G. Grace	0	0.00%
Total	0	
Trustee, South Palos Township Sanitary District	0 of 4 precincts counted	0.00%
(Vote For 2)		
Peter F. Costa	0	0.00%
James R. Staszczuk	0	0.00%
Total	0	
Anne M. Burke	0 of 1599 precincts counted	0.00%
Yes	0	0.00%
No	0	0.00%
Total	0	
Margaret Stanton McBride	0 of 1599 precincts counted	0.00%
Yes	0	0.00%
No	0	0.00%
Total	0	
Kathy M. Flanagan	0 of 1599 precincts counted	0.00%
Yes	0	0.00%
No	0	0.00%
Total	0	
Moshe Jacobius	0 of 1599 precincts counted	0.00%
Yes	0	0.00%

No	0	0.00%
Total	0	
Stuart F. Lubin	0 of 1599 precincts counted	0.00%
Yes	0	0.00%
No	0	0.00%
Total	0	
Martin S. Agran	0 of 1599 precincts counted	0.00%
Yes	0	0.00%
No	0	0.00%
Total	0	
Ronald F. Bartkowicz	0 of 1599 precincts counted	0.00%
Yes	0	0.00%
No	0	0.00%
Total	0	
E. Kenneth Wright, Jr.	0 of 1599 precincts counted	0.00%
Yes	0	0.00%
No	0	0.00%
Total	0	
Catherine Marie Haberkorn	0 of 1599 precincts counted	0.00%
Yes	0	0.00%
No	0	0.00%
Total	0	
James M. Varga	0 of 1599 precincts counted	0.00%
Yes	0	0.00%
No	0	0.00%
Total	0	
Marcia Maras	0 of 1599 precincts counted	0.00%
Yes	0	0.00%
No	0	0.00%
Total	0	
Peter Flynn	0 of 1599 precincts counted	0.00%
Yes	0	0.00%
No	0	0.00%
Total	0	
Paul A. Karkula	0 of 1599 precincts counted	0.00%
Yes	0	0.00%
No	0	0.00%
Total	0	
Maura Slattery Boyle	0 of 1599 precincts counted	0.00%
Yes	0	0.00%

No	0	0.00%
Total	0	
Mary Margaret Brosnahan	0 of 1599 precincts counted	0.00%
Yes	0	0.00%
No	0	0.00%
Total	0	
Matthew E. Coghlan	0 of 1599 precincts counted	0.00%
Yes	0	0.00%
No	0	0.00%
Total	0	
Joyce Marie Murphy Gorman	0 of 1599 precincts counted	0.00%
Yes	0	0.00%
No	0	0.00%
Total	0	
Joan Margaret O'Brien	0 of 1599 precincts counted	0.00%
Yes	0	0.00%
No	0	0.00%
Total	0	
Thomas David Roti	0 of 1599 precincts counted	0.00%
Yes	0	0.00%
No	0	0.00%
Total	0	
Colleen F. Sheehan	0 of 1599 precincts counted	0.00%
Yes	0	0.00%
No	0	0.00%
Total	0	
Carl Anthony Walker	0 of 1599 precincts counted	0.00%
Yes	0	0.00%
No	0	0.00%
Total	0	
Daniel Patrick Brennan	0 of 1599 precincts counted	0.00%
Yes	0	0.00%
No	0	0.00%
Total	0	
Grace G. Dickler	0 of 1599 precincts counted	0.00%
Yes	0	0.00%
No	0	0.00%
Total	0	
Ellen L. Flannigan	0 of 1599 precincts counted	0.00%
Yes	0	0.00%

No	0	0.00%
Total	0	
Carol M. Howard	0 of 1599 precincts counted	0.00%
Yes	0	0.00%
No	0	0.00%
Total	0	
Jill C. Marisie	0 of 1599 precincts counted	0.00%
Yes	0	0.00%
No	0	0.00%
Total	0	
James Michael McGing	0 of 1599 precincts counted	0.00%
Yes	0	0.00%
No	0	0.00%
Total	0	
Mike McHale	0 of 1599 precincts counted	0.00%
Yes	0	0.00%
No	0	0.00%
Total	0	
James Patrick Murphy	0 of 1599 precincts counted	0.00%
Yes	0	0.00%
No	0	0.00%
Total	0	
Thomas W. Murphy	0 of 1599 precincts counted	0.00%
Yes	0	0.00%
No	0	0.00%
Total	0	
Ramon Ocasio, III	0 of 1599 precincts counted	0.00%
Yes	0	0.00%
No	0	0.00%
Total	0	
Mary Colleen Roberts	0 of 1599 precincts counted	0.00%
Yes	0	0.00%
No	0	0.00%
Total	0	
Diane M. Shelley	0 of 1599 precincts counted	0.00%
Yes	0	0.00%
No	0	0.00%
Total	0	
Celia Louise Gamrath	0 of 1599 precincts counted	0.00%
Yes	0	0.00%

No	0	0.00%
Total	0	
Lorna Ellen Propes	0 of 1599 precincts counted	0.00%
Yes	0	0.00%
No	0	0.00%
Total	0	
Tommy Brewer	0 of 1599 precincts counted	0.00%
Yes	0	0.00%
No	0	0.00%
Total	0	
Andrea M. Schleifer	0 of 1599 precincts counted	0.00%
Yes	0	0.00%
No	0	0.00%
Total	0	
Thomas R. Allen	0 of 1599 precincts counted	0.00%
Yes	0	0.00%
No	0	0.00%
Total	0	
Erica L. Reddick	0 of 1599 precincts counted	0.00%
Yes	0	0.00%
No	0	0.00%
Total	0	
Aicha Marie MacCarthy	0 of 1599 precincts counted	0.00%
Yes	0	0.00%
No	0	0.00%
Total	0	
Lionel Jean-Baptiste	0 of 1599 precincts counted	0.00%
Yes	0	0.00%
No	0	0.00%
Total	0	
Michael R. Clancy	0 of 1599 precincts counted	0.00%
Yes	0	0.00%
No	0	0.00%
Total	0	
Regina Ann Scannicchio	0 of 1599 precincts counted	0.00%
Yes	0	0.00%
No	0	0.00%
Total	0	
Diann Karen Marsalek	0 of 1599 precincts counted	0.00%
Yes	0	0.00%

No	0	0.00%
Total	0	
Pamela M. Leeming	0 of 1599 precincts counted	0.00%
Yes	0	0.00%
No	0	0.00%
Total	0	
Larry G. Axelrood	0 of 1599 precincts counted	0.00%
Yes	0	0.00%
No	0	0.00%
Total	0	
Carl B. Boyd	0 of 1599 precincts counted	0.00%
Yes	0	0.00%
No	0	0.00%
Total	0	
Daniel R. Degnan	0 of 1599 precincts counted	0.00%
Yes	0	0.00%
No	0	0.00%
Total	0	
John H. Ehrlich	0 of 1599 precincts counted	0.00%
Yes	0	0.00%
No	0	0.00%
Total	0	
Terry Gallagher	0 of 1599 precincts counted	0.00%
Yes	0	0.00%
No	0	0.00%
Total	0	
William G. Gamboney	0 of 1599 precincts counted	0.00%
Yes	0	0.00%
No	0	0.00%
Total	0	
Elizabeth Mary Hayes	0 of 1599 precincts counted	0.00%
Yes	0	0.00%
No	0	0.00%
Total	0	
Martin C. Kelley	0 of 1599 precincts counted	0.00%
Yes	0	0.00%
No	0	0.00%
Total	0	
Kimberly D. Lewis	0 of 1599 precincts counted	0.00%
Yes	0	0.00%

No		0	0.00%
Total		0	
Edward M. Maloney	0 of 1599 precincts counted		0.00%
Yes		0	0.00%
No		0	0.00%
Total		0	
Lisa Ann Marino	0 of 1599 precincts counted		0.00%
Yes		0	0.00%
No		0	0.00%
Total		0	
Michael Tully Mullen	0 of 1599 precincts counted		0.00%
Yes		0	0.00%
No		0	0.00%
Total		0	
Karen Lynn O'Malley	0 of 1599 precincts counted		0.00%
Yes		0	0.00%
No		0	0.00%
Total		0	
Paul S. Pavlus	0 of 1599 precincts counted		0.00%
Yes		0	0.00%
No		0	0.00%
Total		0	
Cynthia Ramirez	0 of 1599 precincts counted		0.00%
Yes		0	0.00%
No		0	0.00%
Total		0	
Beatriz Santiago	0 of 1599 precincts counted		0.00%
Yes		0	0.00%
No		0	0.00%
Total		0	
Countywide, Minimum Wage	0 of 1599 precincts counted		0.00%
Yes		0	0.00%
No		0	0.00%
Total		0	
Countywide, Earned Sick Time	0 of 1599 precincts counted		0.00%
Yes		0	0.00%
No		0	0.00%
Total		0	
Countywide, Firearms	0 of 1599 precincts counted		0.00%
Yes		0	0.00%

No		0	0.00%
	Total	0	
Village of Barrington, Commuter Parking	0 of 6 precincts counted		0.00%
Yes		0	0.00%
No		0	0.00%
	Total	0	
Village of Barrington, Renewable Energy	0 of 6 precincts counted		0.00%
Yes		0	0.00%
No		0	0.00%
	Total	0	
Village of Barrington, Sales Tax	0 of 6 precincts counted		0.00%
Yes		0	0.00%
No		0	0.00%
	Total	0	
Village of Bedford Park, Consolidation	0 of 2 precincts counted		0.00%
Yes		0	0.00%
No		0	0.00%
	Total	0	
Village of Broadview, Age for Tobacco Purchase	0 of 6 precincts counted		0.00%
Yes		0	0.00%
No		0	0.00%
	Total	0	
Village of Broadview, Fines for Littering	0 of 6 precincts counted		0.00%
Yes		0	0.00%
No		0	0.00%
	Total	0	
City of Chicago Heights, Marijuana Tax	0 of 19 precincts counted		0.00%
Yes		0	0.00%
No		0	0.00%
	Total	0	
City of Chicago Heights, Solar Energy Facility	0 of 19 precincts counted		0.00%
Yes		0	0.00%
No		0	0.00%
	Total	0	
City of Chicago Heights, Household Recycling	0 of 19 precincts counted		0.00%
Yes		0	0.00%
No		0	0.00%
	Total	0	
Town of Cicero, Marijuana Tax	0 of 32 precincts counted		0.00%
Yes		0	0.00%

No		0	0.00%
	Total	0	
Town of Cicero, Property Tax Exemptions	0 of 32 precincts counted		0.00%
Yes		0	0.00%
No		0	0.00%
	Total	0	
Towns of Cicero, Fines for Littering	0 of 32 precincts counted		0.00%
Yes		0	0.00%
No		0	0.00%
	Total	0	
Village of Dolton, Nonpartisan Elections	0 of 19 precincts counted		0.00%
Yes		0	0.00%
No		0	0.00%
	Total	0	
Village of Dolton, Number of Trustees	0 of 19 precincts counted		0.00%
Yes		0	0.00%
No		0	0.00%
	Total	0	
Village of Dolton, Term Limits	0 of 19 precincts counted		0.00%
Yes		0	0.00%
No		0	0.00%
	Total	0	
City of Evanston, Real Estate Transfer Tax	0 of 50 precincts counted		0.00%
Yes		0	0.00%
No		0	0.00%
	Total	0	
City of Evanston, Preserve Harley Clarke Buildings	0 of 50 precincts counted		0.00%
Yes		0	0.00%
No		0	0.00%
	Total	0	
Village of Flossmoor, Parking	0 of 9 precincts counted		0.00%
Yes		0	0.00%
No		0	0.00%
	Total	0	
Village of Forest Park, Video Gaming	0 of 11 precincts counted		0.00%
Yes		0	0.00%
No		0	0.00%
	Total	0	
Village of Hazel Crest, Tax Incentive Program	0 of 13 precincts counted		0.00%
Yes		0	0.00%

No		0	0.00%
	Total	0	
Village of Lemont, Home Rule	0 of 14 precincts counted		0.00%
Yes		0	0.00%
No		0	0.00%
	Total	0	
Village of Melrose Park, Fines for Littering	0 of 12 precincts counted		0.00%
Yes		0	0.00%
No		0	0.00%
	Total	0	
Village of Melrose Park, Vaping Products	0 of 12 precincts counted		0.00%
Yes		0	0.00%
No		0	0.00%
	Total	0	
Village of Melrose Park, Firearm Storage	0 of 12 precincts counted		0.00%
Yes		0	0.00%
No		0	0.00%
	Total	0	
Village of Midlothian, Tax Incentive Program	0 of 11 precincts counted		0.00%
Yes		0	0.00%
No		0	0.00%
	Total	0	
Village of Niles, Referendum Procedures	0 of 22 precincts counted		0.00%
Yes		0	0.00%
No		0	0.00%
	Total	0	
Village of Niles, Modernize Cultural Center	0 of 22 precincts counted		0.00%
Yes		0	0.00%
No		0	0.00%
	Total	0	
Village of Niles, School District Ratings	0 of 22 precincts counted		0.00%
Yes		0	0.00%
No		0	0.00%
	Total	0	
City of Northlake, Abolish Treasurer	0 of 8 precincts counted		0.00%
Yes		0	0.00%
No		0	0.00%
	Total	0	
Village of Oak Park, Merge Tax Bodies	0 of 37 precincts counted		0.00%
Yes		0	0.00%

No		0	0.00%
	Total	0	
City of Palos Heights, Video Gaming	0 of 14 precincts counted		0.00%
Yes		0	0.00%
No		0	0.00%
	Total	0	
City of Prospect Heights, Home Rule	0 of 11 precincts counted		0.00%
Yes		0	0.00%
No		0	0.00%
	Total	0	
Village of Richton Park, Tax Incentive Program	0 of 10 precincts counted		0.00%
Yes		0	0.00%
No		0	0.00%
	Total	0	
Village of Thornton, Tax Incentive Program	0 of 2 precincts counted		0.00%
Yes		0	0.00%
No		0	0.00%
	Total	0	
Berwyn Township, Improved Healthcare	0 of 32 precincts counted		0.00%
Yes		0	0.00%
No		0	0.00%
	Total	0	
Elk Grove Township, Reinstate the Beverage Tax	0 of 52 precincts counted		0.00%
Yes		0	0.00%
No		0	0.00%
	Total	0	
Hanover Township, Levy Tax	0 of 44 precincts counted		0.00%
Yes		0	0.00%
No		0	0.00%
	Total	0	
Hanover Township, Reinstate the Beverage Tax	0 of 44 precincts counted		0.00%
Yes		0	0.00%
No		0	0.00%
	Total	0	
Hanover Township, Amend State Constitution	0 of 44 precincts counted		0.00%
Yes		0	0.00%
No		0	0.00%
	Total	0	
Lemont Township, Reinstate the Beverage Tax	0 of 14 precincts counted		0.00%
Yes		0	0.00%

No		0	0.00%
	Total	0	
Lemont Township, Homeowners Exemptions	0 of 14 precincts counted		0.00%
Yes		0	0.00%
No		0	0.00%
	Total	0	
Lyons Township, Climate Control	0 of 78 precincts counted		0.00%
Yes		0	0.00%
No		0	0.00%
	Total	0	
Maine Township, Beverage Tax	0 of 92 precincts counted		0.00%
Yes		0	0.00%
No		0	0.00%
	Total	0	
Oak Park Township, Firearm Storage	0 of 37 precincts counted		0.00%
Yes		0	0.00%
No		0	0.00%
	Total	0	
Palatine Township, Reinstate the Beverage Tax	0 of 69 precincts counted		0.00%
Yes		0	0.00%
No		0	0.00%
	Total	0	
Palatine Township, Homeowners Exemptions	0 of 69 precincts counted		0.00%
Yes		0	0.00%
No		0	0.00%
	Total	0	
Palos Township, Reinstate the Beverage Tax	0 of 39 precincts counted		0.00%
Yes		0	0.00%
No		0	0.00%
	Total	0	
Palos Township, Tax Exemptions	0 of 39 precincts counted		0.00%
Yes		0	0.00%
No		0	0.00%
	Total	0	
Proviso Township, Homeowners Exemptions	0 of 102 precincts counted		0.00%
Yes		0	0.00%
No		0	0.00%
	Total	0	
Schaumburg Township, Reinstate the Beverage Tax	0 of 78 precincts counted		0.00%
Yes		0	0.00%

No		0	0.00%
	Total	0	
Bedford Park Park District, Consolidation	0 of 3 precincts counted		0.00%
Yes		0	0.00%
No		0	0.00%
	Total	0	
Hanover Park Park District, Increase Limiting Rate	0 of 10 precincts counted		0.00%
Yes		0	0.00%
No		0	0.00%
	Total	0	
Oak Brook Park District, Issue Bonds	0 of 1 precincts counted		0.00%
Yes		0	0.00%
No		0	0.00%
	Total	0	
South Barrington Park District, Sell Property	0 of 4 precincts counted		0.00%
Yes		0	0.00%
No		0	0.00%
	Total	0	
Tinley Park Park District, Increase Limiting Rate	0 of 40 precincts counted		0.00%
Yes		0	0.00%
No		0	0.00%
	Total	0	
William Leonard Library Dist, Increase Rate	0 of 8 precincts counted		0.00%
Yes		0	0.00%
No		0	0.00%
	Total	0	
School District 21, Issue Bonds	0 of 37 precincts counted		0.00%
Yes		0	0.00%
No		0	0.00%
	Total	0	
School District 155, Issue Bonds	0 of 11 precincts counted		0.00%
Yes		0	0.00%
No		0	0.00%
	Total	0	
High School District 86, Issue Bonds	0 of 4 precincts counted		0.00%
Yes		0	0.00%
No		0	0.00%
	Total	0	
High School District 207, Issue Bonds	0 of 102 precincts counted		0.00%
Yes		0	0.00%

No		0	0.00%
	Total	0	
Unit School District 205, Issue Bonds	0 of 1 precincts counted		0.00%
Yes		0	0.00%
No		0	0.00%
	Total	0	
College District 512, Issue Bonds	0 of 302 precincts counted		0.00%
Yes		0	0.00%
No		0	0.00%
	Total	0	
Elk Grove Rural Fire Prot. District, Commissioners	0 of 3 precincts counted		0.00%
Yes		0	0.00%
No		0	0.00%
	Total	0	
North Palos Fire Prot Dist, Tax Extension	0 of 18 precincts counted		0.00%
Yes		0	0.00%
No		0	0.00%
	Total	0	
Riverside Lawn Fire Prot Dist, Dissolve District	0 of 1 precincts counted		0.00%
Yes		0	0.00%
No		0	0.00%
	Total	0	
Crawford Countryside Sanitary Dist, Dissolve Dist	0 of 2 precincts counted		0.00%
Yes		0	0.00%
No		0	0.00%
	Total	0	